



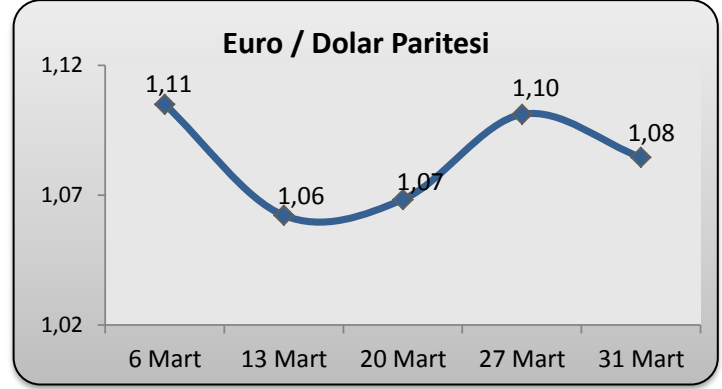
İZMİR TİCARET BORSASI

AYLIK FİNANS BÜLTENİ

(MART 2015)

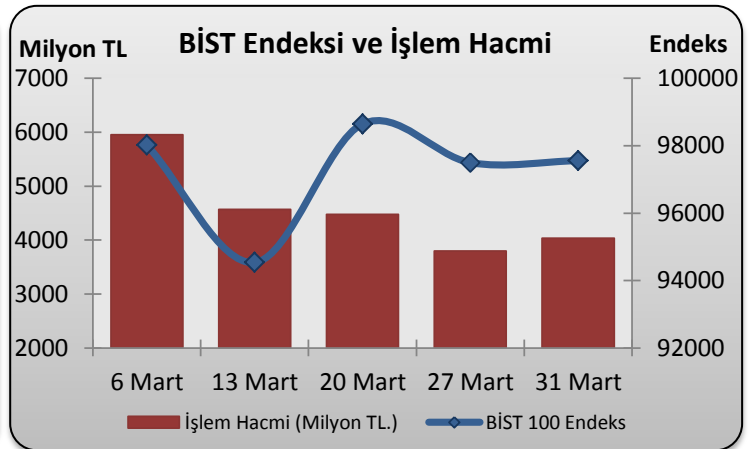
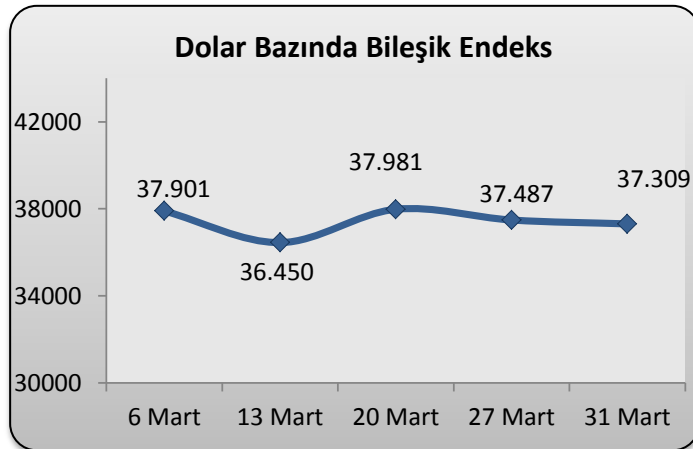
1- DÖVİZ (TCMB Döviz Satış)

TARİH	DOLAR	STERLIN	EURO	YEN
6 Mart	2,5862	3,9499	2,8579	2,1600
13 Mart	2,5936	3,8938	2,7550	2,1475
20 Mart	2,5972	3,8685	2,7747	2,1575
27 Mart	2,6009	3,8906	2,8640	2,1967
31 Mart	2,6149	3,8812	2,8360	2,1901
GETİRİSİ (%)	1,11	-1,74	-0,77	1,39



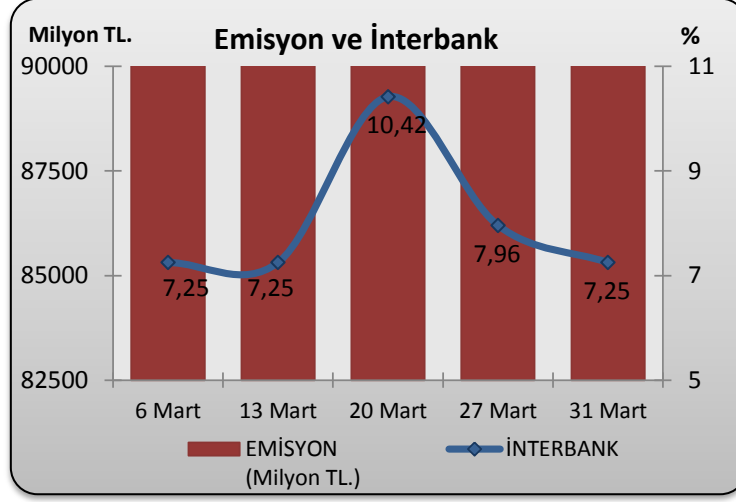
2- BİST

TARİH	İşlem Hacmi (Milyon TL.)	BİLEŞİK ENDEKS	MALİ	SANAYİ	HİZMET
6 Mart	5.951	98.020	107.806	76.497	57.323
13 Mart	4.570	94.536	102.742	72.725	55.372
20 Mart	4.474	98.645	111.180	77.994	58.442
27 Mart	3.801	97.499	107.694	77.602	58.162
31 Mart	4.037	97.558	106.914	78.618	58.074
GETİRİSİ (%)	-32,16	-0,47	-0,83	2,77	1,31



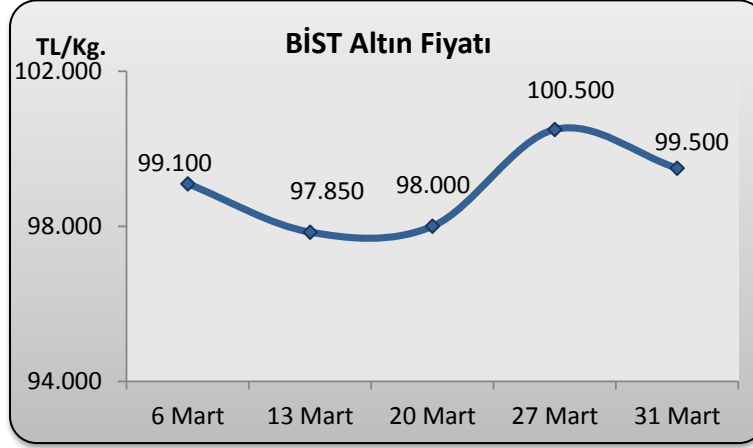
3- FAİZ (%)

TARİH	TRLİBOR (Gecelik)	İTERBANK
6 Mart	10,64	7,25
13 Mart	10,60	7,25
20 Mart	10,61	10,42
27 Mart	10,66	7,96
31 Mart	10,81	7,25



4- ALTIN

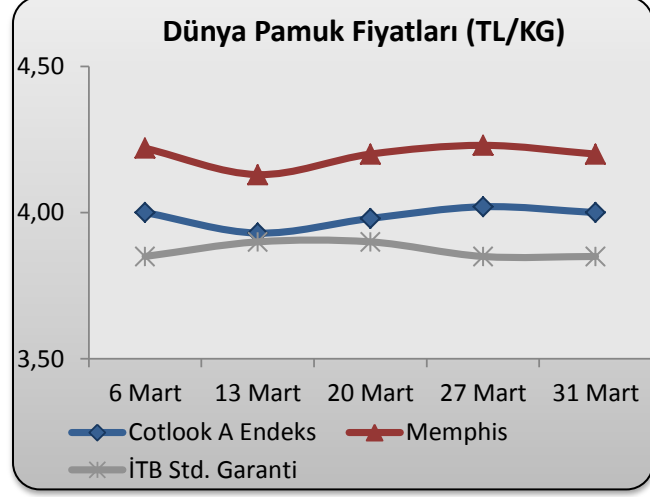
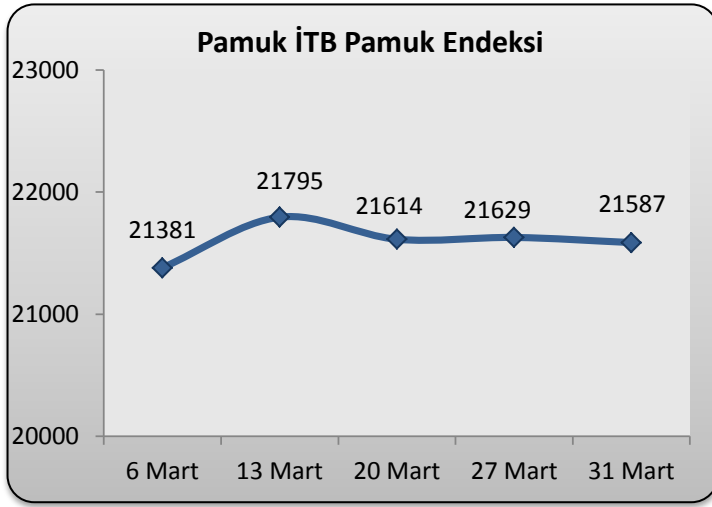
TARİH	BİST Altın Fiyatı (TL/Kg)	C. Altını (TL)
6 Mart	99.100	670
13 Mart	97.850	655
20 Mart	98.000	660
27 Mart	100.500	675
31 Mart	99.500	670
GETİRİSİ (%)	0,40	0,00



5- İTB PAMUK PİYASASI

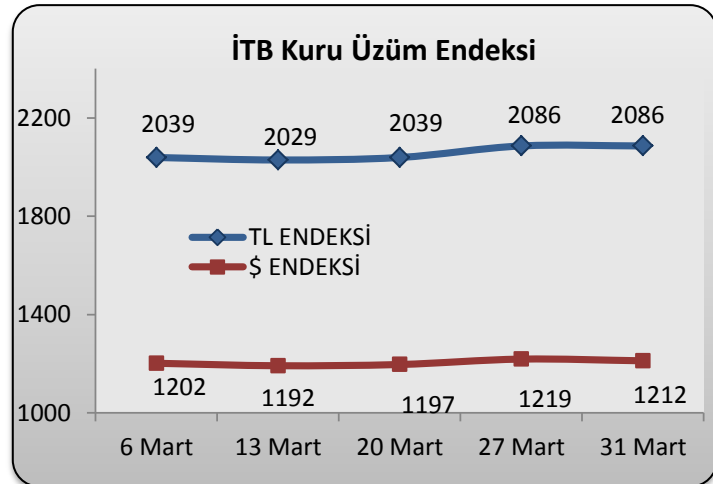
TARİH	FİYATLAR							
	STD. GARANTİ		BEYAZ STD. 1		BEYAZ STD. 2		BENEKLİ STD. 1	
	En Az	En Çok	En Az	En Çok	En Az	En Çok	En Az	En Çok
6 Mart	3,85*	---	3,70**	3,75*	---	---	3,50*	3,65*
13 Mart	3,90*	---	3,75*	3,80*	---	---	3,60*	3,65*
20 Mart	3,90*	---	3,75***	---	---	---	3,60*	3,65*
27 Mart	3,85*	3,90*	3,70*	3,75**	---	---	3,55*	3,60*
31 Mart	3,85*	3,90*	3,75	---	---	---	3,60*	3,65

(*) Muamelesiz, (**) 1 Hafta, (***)10 Gün



6- İTB ÜZÜM PİYASASI

TARİH	ÜZÜM FİYATLARI (TL/KG)	HP. FİYATLAR
6 Mart	3,15-3,90	3,44
13 Mart	3,15-3,90	3,29
20 Mart	3,15-3,90	3,32
27 Mart	3,20-3,95	3,36
31 Mart	3,20-3,95	3,60



1000 TL MART AYINDA NE OLDU?			
		% Değişim	TL
İMKB	↓	-0,47	995
DOLAR	↑	1,11	1.011
EURO	↓	-0,77	992
TRLİBOR	↑	0,91	1.009
ALTIN	↑	0,40	1.004
PAMUK	---	0,00	1.000
ÜZÜM	↑	4,65	1.047

