



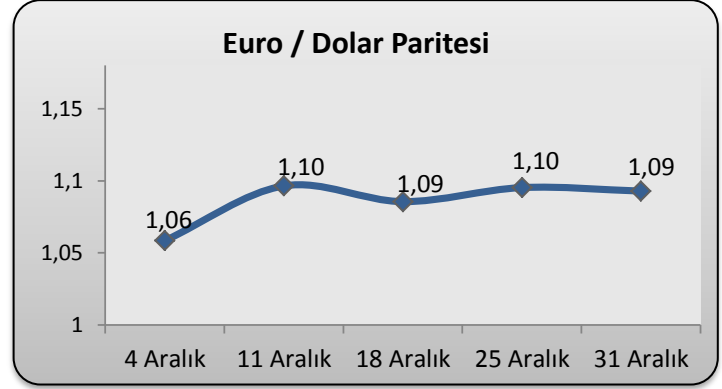
İZMİR TİCARET BORSASI

AYLIK FİNANS BÜLTENİ

(ARALIK 2015)

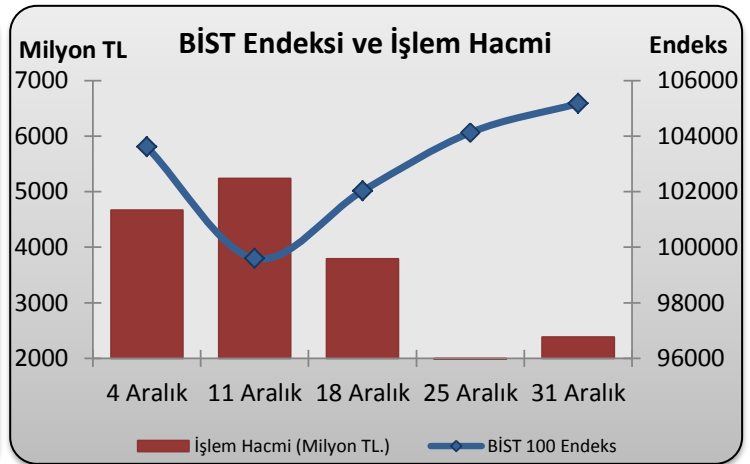
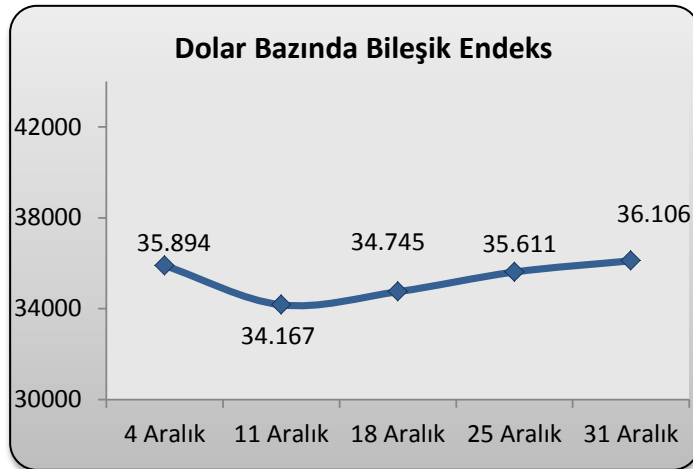
1- DÖVİZ (TCMB Döviz Satış)

TARİH	DOLAR	STERLIN	EURO	YEN
4 Aralık	2,8866	4,3203	3,0553	2,3445
11 Aralık	2,9151	4,4275	3,1962	2,4025
18 Aralık	2,9364	4,3930	3,1876	2,4040
25 Aralık	2,9240	4,3640	3,2026	2,4349
31 Aralık	2,9128	4,3231	3,1833	2,4238
GETİRİSİ (%)	0,91	0,06	4,19	3,38



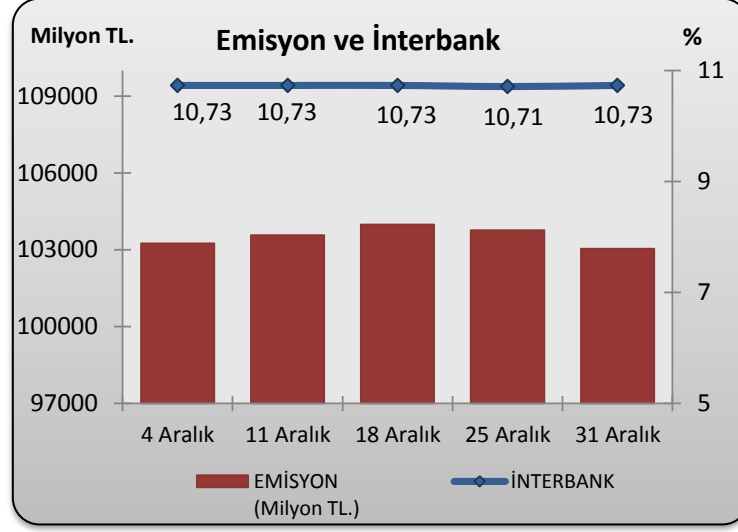
2- BİST

TARİH	İşlem Hacmi (Milyon TL.)	BİLEŞİK ENDEKS	MALİ	SANAYİ	HİZMET
4 Aralık	4.666	103.612	96.264	75.716	54.566
11 Aralık	5.239	99.599	90.826	71.978	51.987
18 Aralık	3.789	102.025	94.378	73.516	52.983
25 Aralık	1.295	104.126	96.879	75.614	53.468
31 Aralık	2.386	105.171	94.277	72.576	52.308
GETİRİSİ (%)	-48,86	1,51	-2,06	-4,15	-4,14



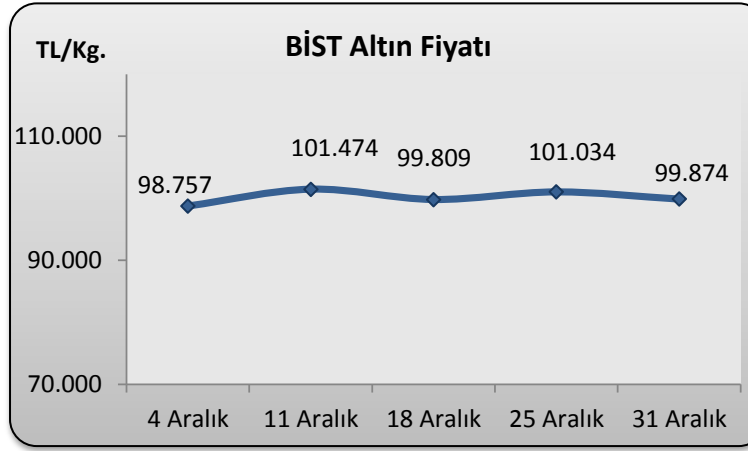
3- FAİZ (%)

TARİH	TRLİBOR (Gecelik)	İTERBANK
4 Aralık	11,01	10,73
11 Aralık	11,01	10,73
18 Aralık	11,01	10,73
25 Aralık	11,01	10,71
31 Aralık	11,21	10,73



4- ALTIN

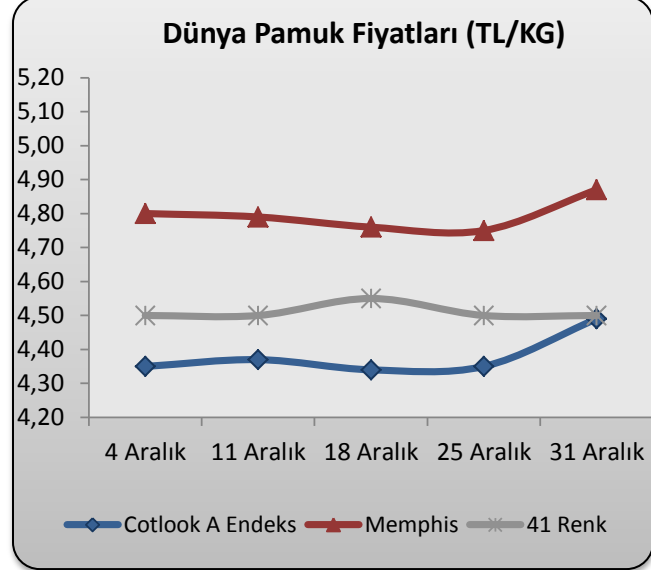
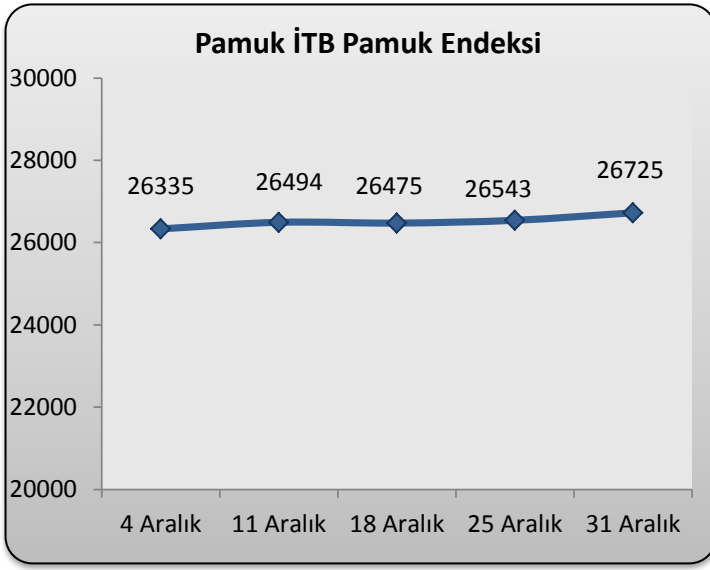
TARİH	BİST Altın Fiyatı (TL/Kg)	C. Altını (TL)
4 Aralık	98.757	660
11 Aralık	101.474	673
18 Aralık	99.809	665
25 Aralık	101.034	670
31 Aralık	99.874	663
GETİRİSİ (%)	1,13	0,45



5- İTB PAMUK PİYASASI

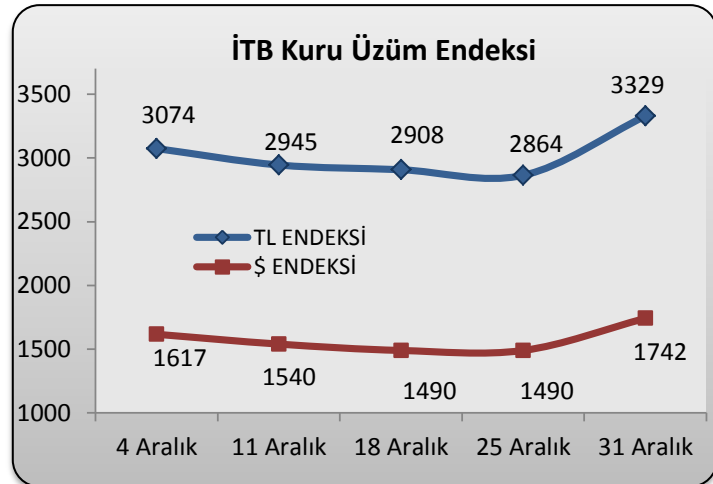
TARİH	FİYATLAR							
	31 Renk		41 Renk		32 Renk		42 Renk	
	En Az	En Çok	En Az	En Çok	En Az	En Çok	En Az	En Çok
4 Aralık	4,65 *	4,70 *	4,50	4,55*	---	---	4,40 *	4,45 *
11 Aralık	4,65 *	4,70 *	4,50 *	4,55 *	---	---	4,40 *	4,45 *
18 Aralık	4,65 *	4,75 *	4,55 *	4,60 *	---	---	4,45*	4,50*
25 Aralık	4,70*	4,75*	4,50 *	4,60 *	---	---	4,40 *	4,50*
31 Aralık	---	4,75*	---	4,60 *	---	4,55*	---	4,50*

(*) İsmen (**) 1 Hafta, (***)10 Gün, (****)15 Gün



6- İTB ÜZÜM PİYASASI

TARİH	ÜZÜM FİYATLARI (TL/KG)	HP. FİYATLAR
4 Aralık	4,90-5,50	5,15
11 Aralık	4,70-5,40	5,13
18 Aralık	4,60-5,30	5,11
25 Aralık	4,50-5,20	4,65
31 Aralık	4,50-5,20	4,96



1000 TL ARALIK AYINDA NE OLDU?			
		% Değişim	TL
İMKB	↑	1,51	1.015
DOLAR	↑	0,91	1.009
EURO	↑	4,19	1.042
TRLİBOR	↑	0,94	1.009
ALTIN	↑	1,13	1.011
PAMUK	---	0,00	1.000
ÜZÜM	↓	-9,71	903

