


İZMİR TİCARET BORSASI

AYLIK FİNANS BÜLTENİ (NİSAN 2014)

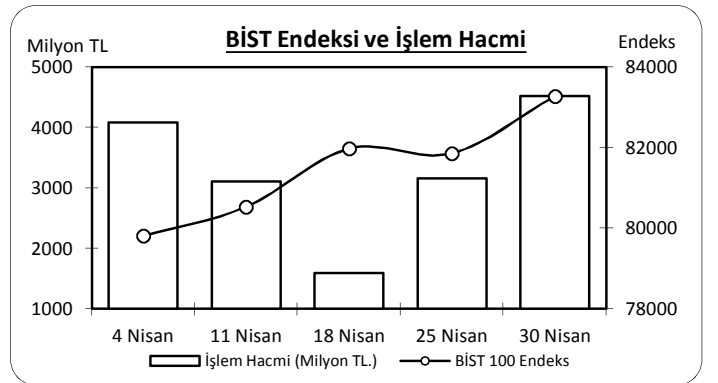
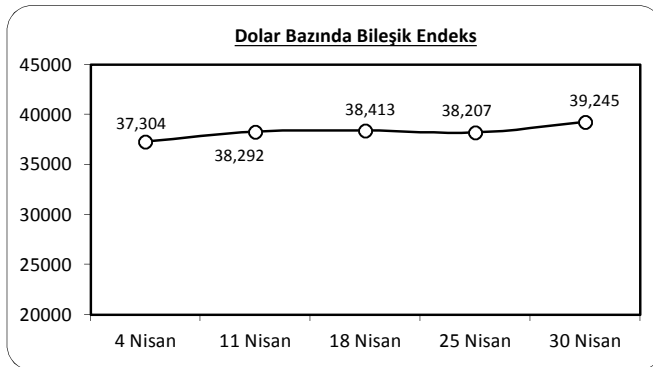
1- DÖVİZ (TL, TCMB Döviz Satış)

TARİH	DOLAR	STERLIN	EURO	YEN
4 Nisan	2.1393	3.5588	2.9443	2.0630
11 Nisan	2.1031	3.5445	2.9158	2.0790
18 Nisan	2.1341	3.3596	2.9559	2.0953
25 Nisan	2.1425	3.6032	2.9622	2.0969
30 Nisan	2.1218	3.5743	2.9403	2.0715
GETİRİSİ (%)	-0.82	0.44	-0.14	0.41



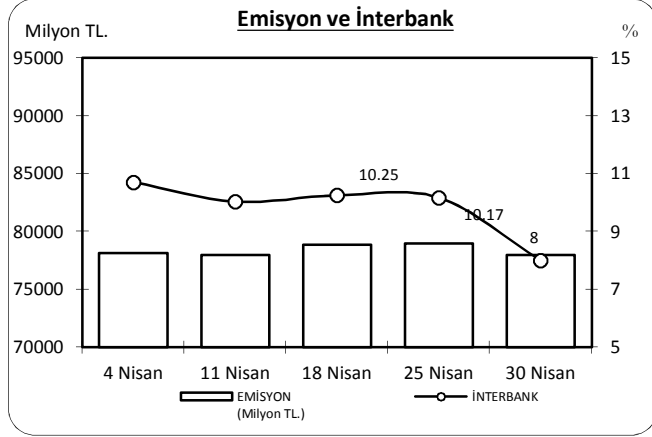
2- BİST

TARİH	İşlem Hacmi (Milyon TL.)	BİLEŞİK ENDEKS	MALİ	SANAYİ	HİZMET
4 Nisan	4,080	79,805	98,465	63,759	54,538
11 Nisan	3,109	80,531	98,613	65,143	53,483
18 Nisan	1,594	81,977	99,557	65,887	54,126
25 Nisan	3,160	81,859	95,516	65,812	52,955
30 Nisan	4,523	83,271	99,991	66,629	54,359
GETİRİSİ (%)	10.86	4.34	1.55	4.50	-0.33

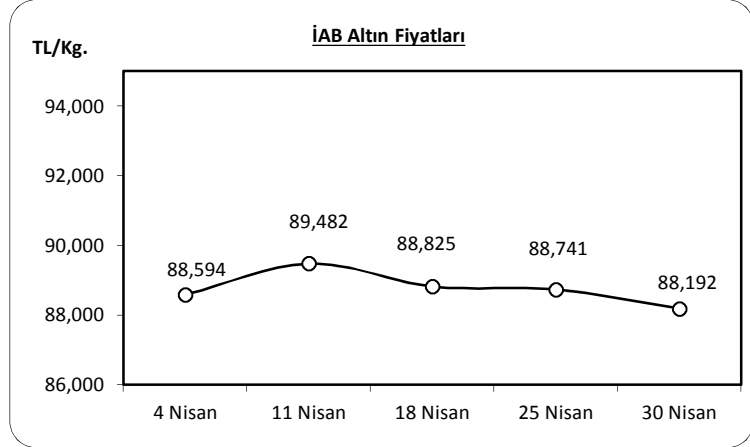


3- FAİZ (%)

TARİH	TRLİBOR (Gecelik)	İTERBANK
4 Nisan	11.78	10.71
11 Nisan	10.25	10.03
18 Nisan	10.45	10.25
25 Nisan	10.54	10.17
30 Nisan	11.05	8.00

**4- ALTIN**

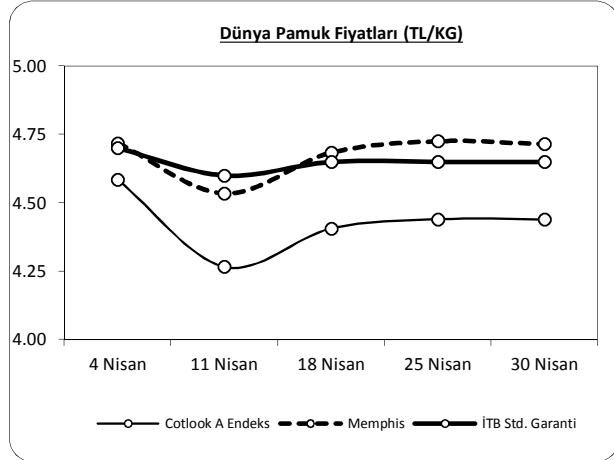
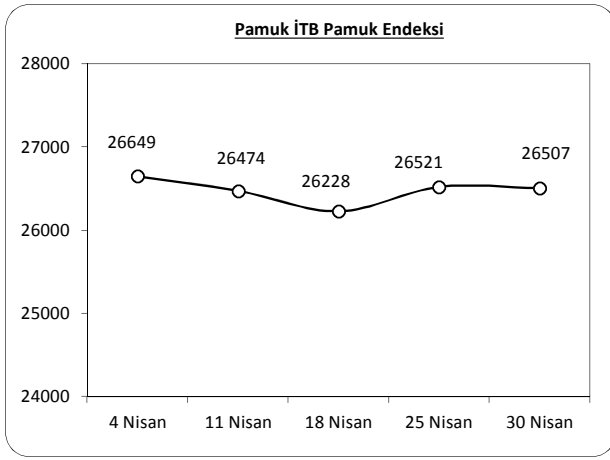
TARİH	İst. Altın Bors. (TL/Kg)	C. Altını (TL)
4 Nisan	88,594	616
11 Nisan	89,482	622
18 Nisan	88,825	610
25 Nisan	88,741	600
30 Nisan	88,192	600
GETİRİSİ (%)	-0.45	-2.60



5- İTB PAMUK PİYASASI

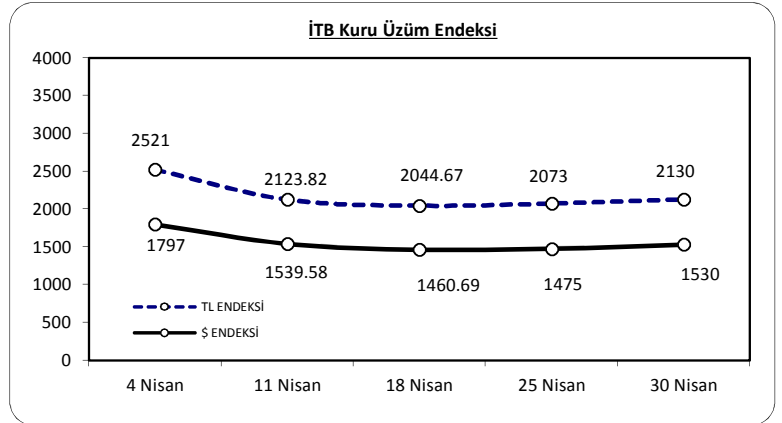
TARİH	FİYATLAR							
	STD. GARANTİ		BEYAZ STD. 1		BEYAZ STD. 2		BENEKLİ STD. 1	
	En Az	En Çok	En Az	En Çok	En Az	En Çok	En Az	En Çok
4 Nisan	4.70*	4.75*	4.60*	4.65*	---	---	---	---
11 Nisan	4.60*	4.65*	4.55*	4.60*	---	---	---	---
18 Nisan	4.65*	---	4.55*	---	---	---	---	---
25 Nisan	4.65*	4.70*	4.55*	4.60*	---	---	---	---
30 Nisan	4.65**	---	4.60***	---	---	---	---	---

(*) Muamelesiz, (**) 1 Hafta, (***) 15 Gün (****) Peşin (*****) 10 Gün



6- İTB ÜZÜM PİYASASI

TARİH	ÜZÜM FİYATLARI (TL/KG)	HP. FİYATLAR
4 Nisan	3.70-4.10	3.85
11 Nisan	3.20-3.70	3.65
18 Nisan	3.00-3.70	3.32
25 Nisan	3.10-3.70	3.36
30 Nisan	3.20-4.00	3.48



1000 TL NİSAN AYINDA NE OLDU?

		% Değişim	TL
İMKB	↑	4.34	1,043
DOLAR	↓	-0.82	992
EURO	↓	-0.14	999
TRLİBOR	↑	0.89	1,009
ALTIN	↓	-0.45	995
PAMUK	↓	-1.06	989
ÜZÜM	↓	-9.61	904

1000 TL NİSAN AYINDA NE OLDU?