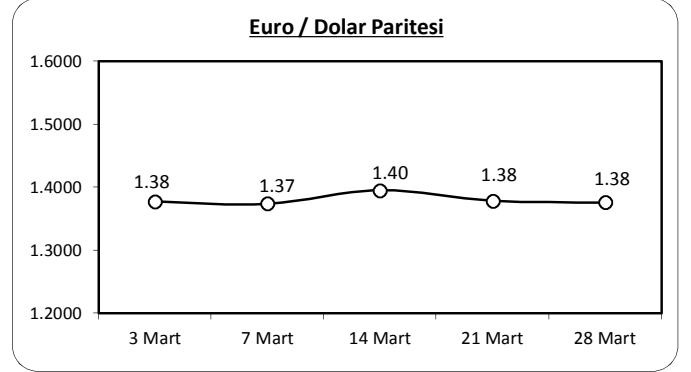


İZMİR TİCARET BORSASI

AYLIK FİNANS BÜLTENİ (MART 2014)

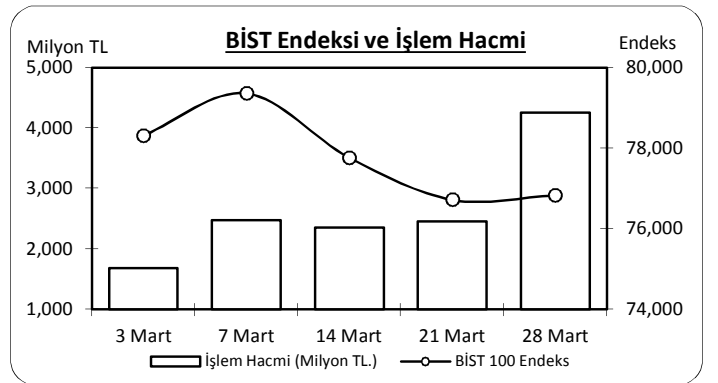
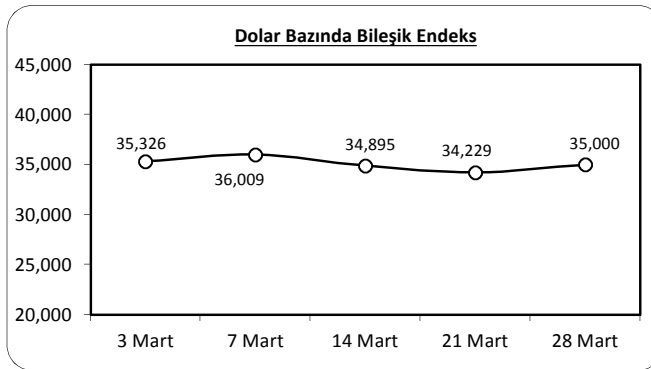
1- DÖVİZ (TL, TCMB Döviz Satış)

TARİH	DOLAR	STERLİN	EURO	YEN
3 Mart	2.2168	3.7123	3.0532	2.1822
7 Mart	2.2039	3.6897	3.0279	2.1505
14 Mart	2.2284	3.7242	3.1093	2.1771
21 Mart	2.2413	3.7094	3.0898	2.1934
28 Mart	2.1951	3.6512	3.0202	2.1527
GETİRİSİ (%)	-0.98	-1.65	-1.08	-1.35



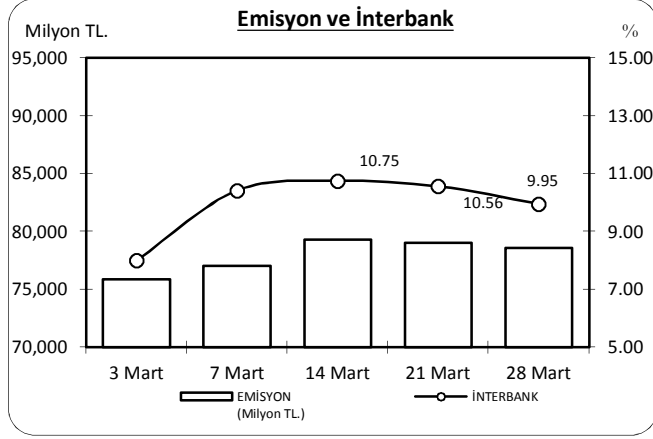
2- BİST

TARİH	İşlem Hacmi (Milyon TL.)	BİLEŞİK ENDEKS	MALİ	SANAYİ	HİZMET
3 Mart	1,685	78,311	80,969	56,908	48,288
7 Mart	2,476	79,361	85,536	59,163	49,406
14 Mart	2,352	77,759	86,076	59,679	49,018
21 Mart	2,454	76,717	84,442	59,499	49,783
28 Mart	4,252	76,829	82,072	61,369	52,267
GETİRİSİ (%)	152.34	-1.89	1.36	7.84	8.24

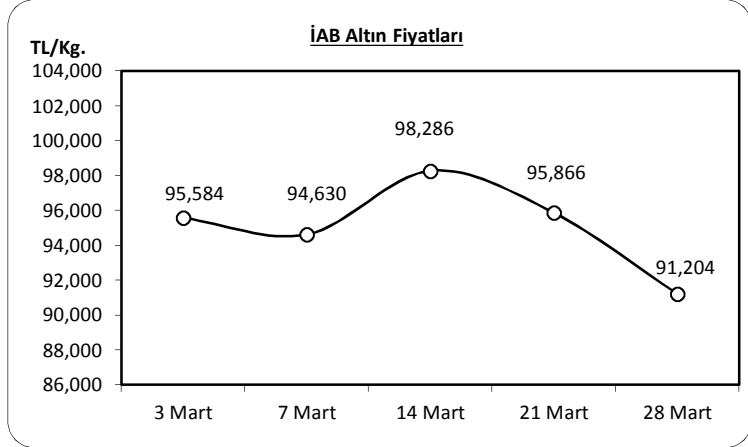


3- FAİZ (%)

TARİH	TRLİBOR (Gecelik)	İTERBANK
3 Mart	11.68	8.00
7 Mart	11.73	10.42
14 Mart	11.78	10.75
21 Mart	11.83	10.56
28 Mart	11.83	9.95

**4- ALTIN**

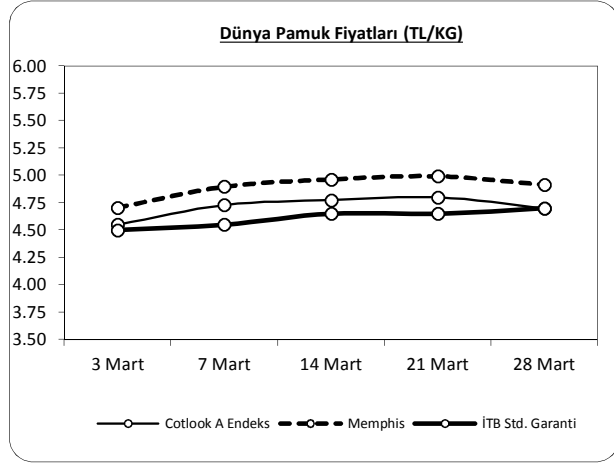
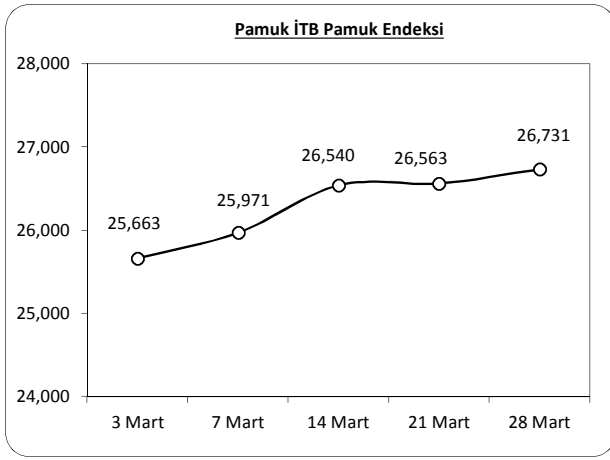
TARİH	İst. Altın Bors. (TL/Kg)	C. Altını (TL)
3 Mart	95,584	656
7 Mart	94,630	650
14 Mart	98,286	670
21 Mart	95,866	657
28 Mart	91,204	627
GETİRİSİ (%)	-4.58	-4.42



5- İTB PAMUK PİYASASI

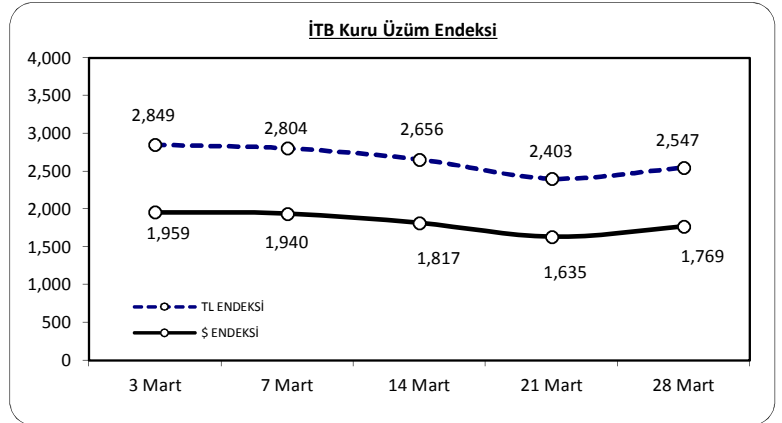
TARİH	FİYATLAR							
	STD. GARANTİ		BEYAZ STD. 1		BEYAZ STD. 2		BENEKLİ STD. 1	
	En Az	En Çok	En Az	En Çok	En Az	En Çok	En Az	En Çok
3 Mart	4.50*	4.60*	4.45*	4.50*	---	---	---	---
7 Mart	4.55*	4.60*	4.50**	---	---	---	---	---
14 Mart	4.65*	4.70*	4.60****	4.55*	---	---	---	---
21 Mart	4.65*	4.70*	4.60**	---	---	---	---	---
28 Mart	4.70*	4.75*	4.65*	---	---	---	---	---

(*) Muamelesiz, (**) 1 Hafta, (***) 14 Gün (****) Peşin (*****) 10 Gün



6- İTB ÜZÜM PİYASASI

TARİH	ÜZÜM FİYATLARI (TL/KG)	HP. FİYATLAR
3 Mart	4.45-4.85	4.60
7 Mart	4.35-4.75	4.60
14 Mart	4.15-4.50	4.38
21 Mart	3.75-4.05	3.90
28 Mart	3.75-4.10	3.91



1000 TL MART AYINDA NE OLDU?

		% Değişim	TL
İMKB	↓	-1.89	981
DOLAR	↓	-0.98	990
EURO	↓	-1.08	989
TRLİBOR	↑	0.91	1,009
ALTIN	↓	-4.58	954
PAMUK	↑	4.44	1,044
ÜZÜM	↓	-15.00	850

1000 TL ARALIK AYINDA NE OLDU?