



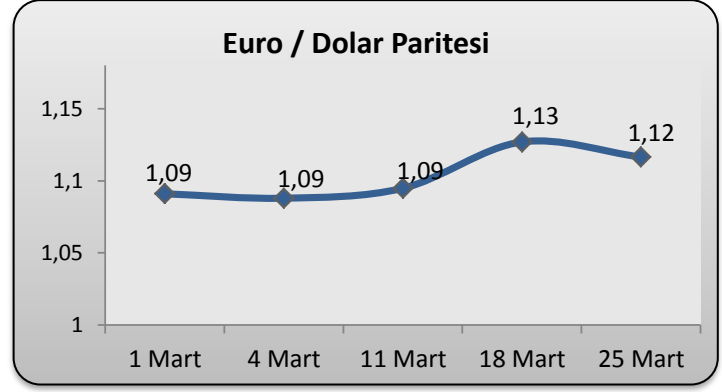
İZMİR TİCARET BORSASI

AYLIK FİNANS BÜLTENİ

(MART 2016)

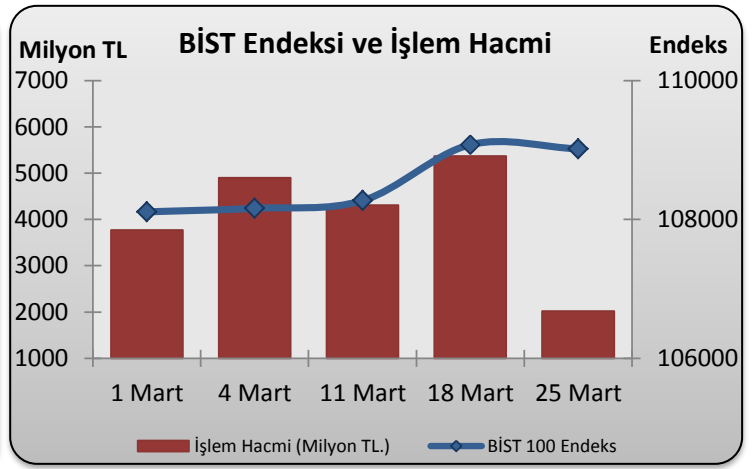
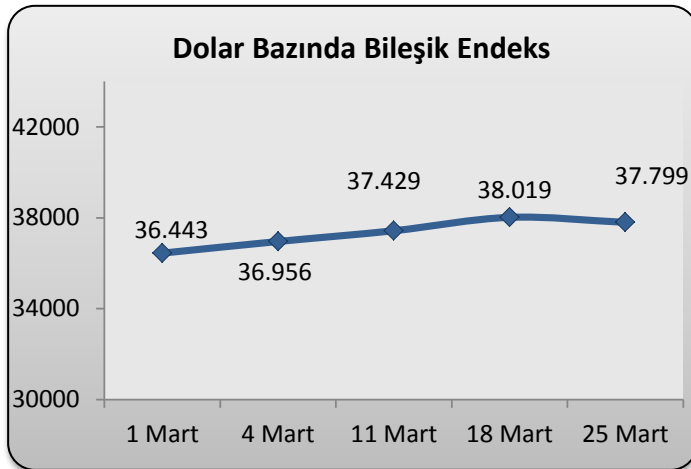
1- DÖVİZ (TCMB Döviz Satış)

TARİH	DOLAR	STERLIN	EURO	YEN
1 Mart	2,9665	4,1204	3,2364	2,6317
4 Mart	2,9267	4,1264	3,1840	2,5741
11 Mart	2,8927	4,1148	3,1670	2,5526
18 Mart	2,8690	4,1062	3,2332	2,5740
25 Mart	2,8841	4,0747	3,2199	2,5645
GETİRİSİ (%)	-2,78	-1,11	-0,51	-2,55



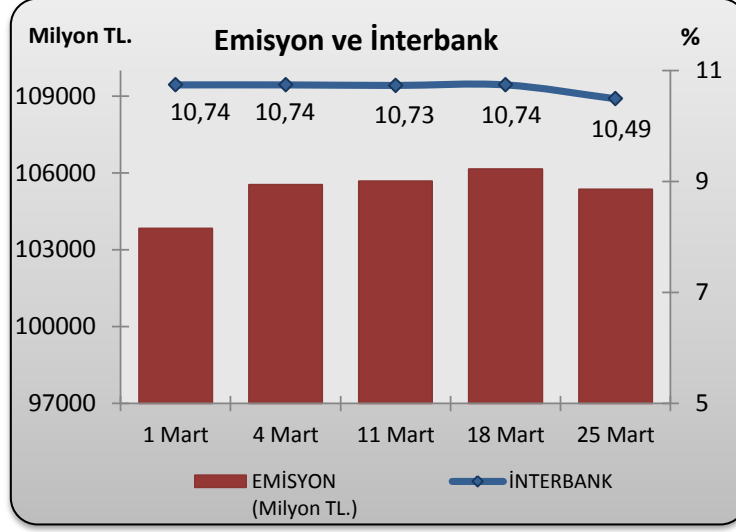
2- BİST

TARİH	İşlem Hacmi (Milyon TL.)	BİLEŞİK ENDEKS	MALİ	SANAYİ	HİZMET
1 Mart	3.771	108.110	98.839	76.988	55.871
4 Mart	4.899	108.160	100.995	77.662	57.353
11 Mart	4.309	108.271	104.124	78.939	55.813
18 Mart	5.365	109.076	107.351	83.688	57.103
25 Mart	2.019	109.016	104.889	82.893	58.911
GETİRİSİ (%)	-46,46	0,84	6,12	7,67	5,44



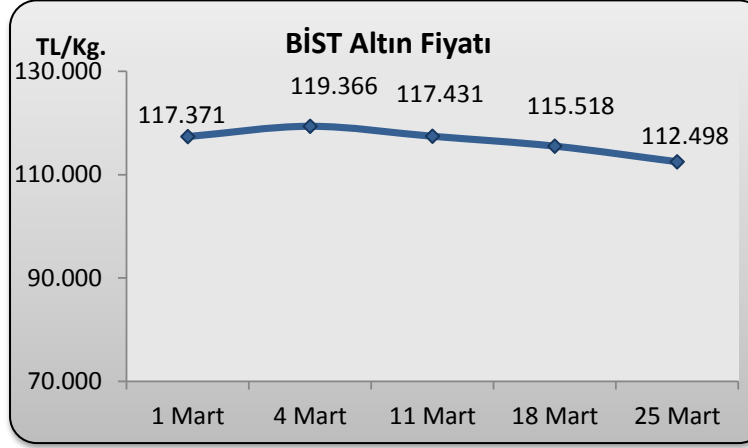
3- FAİZ (%)

TARİH	TRLİBOR (Gecelik)	İTERBANK
1 Mart	11,02	10,74
4 Mart	11,02	10,74
11 Mart	11,02	10,73
18 Mart	11,02	10,74
25 Mart	10,76	10,49



4- ALTIN

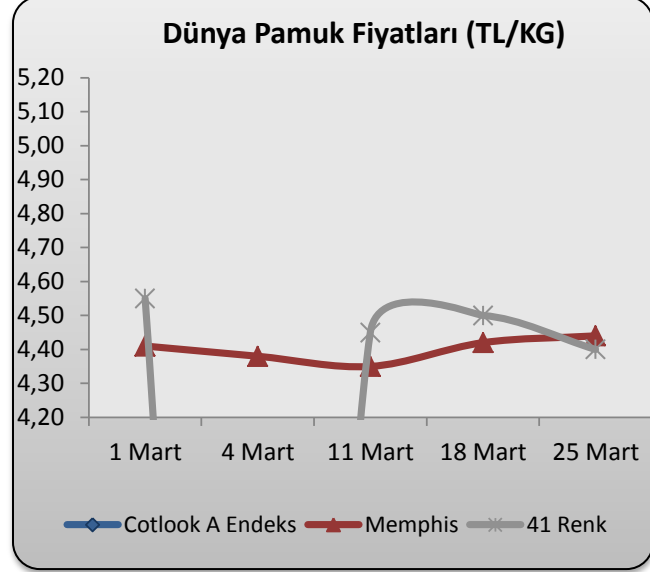
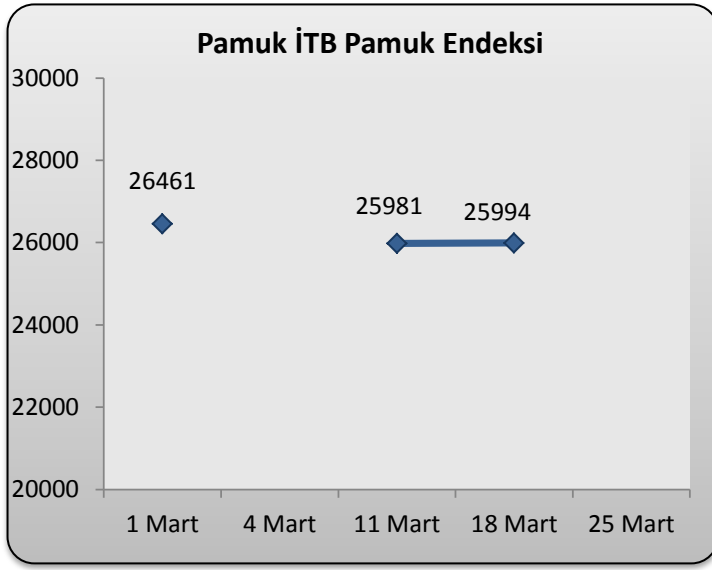
TARİH	BİST Altın Fiyatı (TL/Kg)	C. Altını (TL)
1 Mart	117.371	770
4 Mart	119.366	773
11 Mart	117.431	765
18 Mart	115.518	755
25 Mart	112.498	738
GETİRİSİ (%)	-4,15	-4,16



5- İTB PAMUK PİYASASI

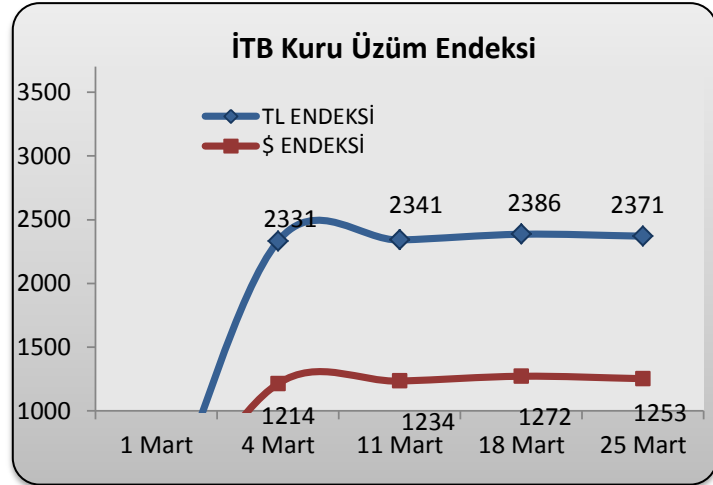
TARİH	FİYATLAR							
	31 Renk		41 Renk		32 Renk		42 Renk	
	En Az	En Çok	En Az	En Çok	En Az	En Çok	En Az	En Çok
1 Mart	4,65*	4,70*	4,55*	4,60*	---	---	4,40*	4,45*
4 Mart	0,00	0,00	0,00	0,00	---	---	0,00	0,00
11 Mart	4,55*	4,60*	4,45	4,50	---	---	4,35*	4,40*
18 Mart	4,55*	4,60*	0,00	4,50**	---	---	4,35*	4,40*
25 Mart	0,00	0,00	0,00	0,00	---	---	0,00	0,00

(*) İsmen (**) 1 Hafta, (***)10 Gün, (****)15 Gün



6- İTB ÜZÜM PİYASASI

TARİH	ÜZÜM FİYATLARI (TL/KG)	HP. FİYATLAR
1 Mart	3,80-4,50	4,61
4 Mart	3,70-4,30	3,92
11 Mart	3,70-4,40	4,15
18 Mart	3,70-4,60	---
25 Mart	3,70-4,60	3,68



1000 TL MART AYINDA NE OLDU?			
		% Değişim	TL
İMKB	↑	0,84	1.008
DOLAR	↓	-2,78	972
EURO	↓	-0,51	995
TRLİBOR	↑	0,93	1.009
ALTIN	↓	-4,15	958
PAMUK	↓	-3,30	967
ÜZÜM	↓	-20,17	798

