



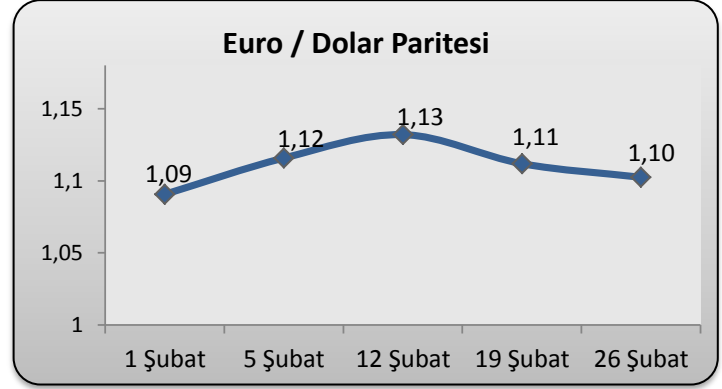
İZMİR TİCARET BORSASI

AYLIK FİNANS BÜLTENİ

(ŞUBAT 2016)

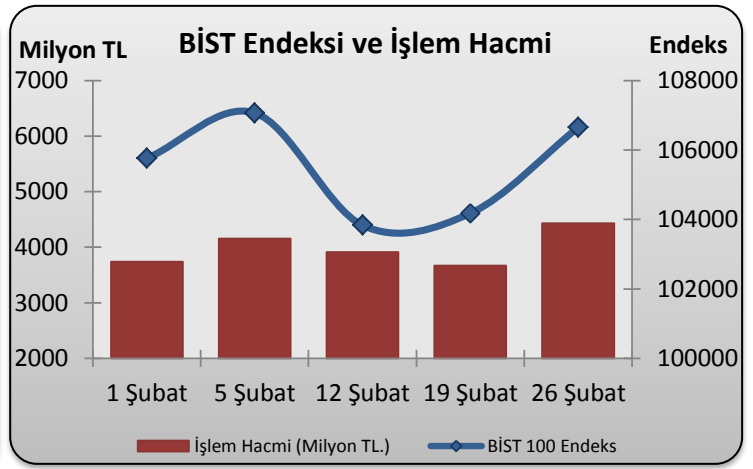
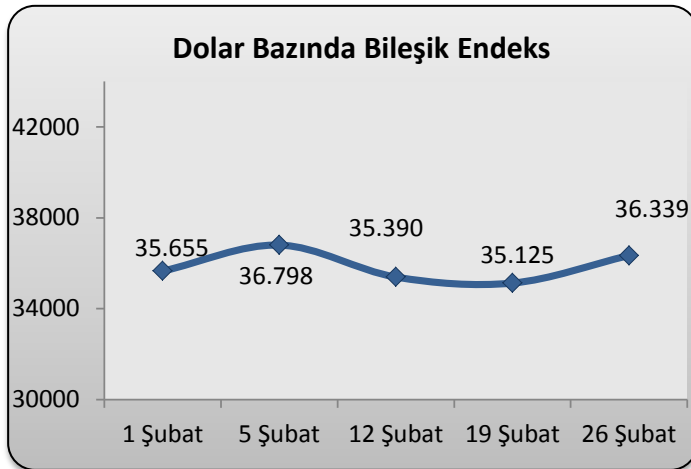
1- DÖVİZ (TCMB Döviz Satış)

TARİH	DOLAR	STERLIN	EURO	YEN
1 Şubat	2,9662	4,2569	3,2350	2,4601
5 Şubat	2,9096	4,2589	3,2464	2,4796
12 Şubat	2,9340	4,2463	3,3213	2,6302
19 Şubat	2,9659	4,2556	3,2977	2,6118
26 Şubat	2,9348	4,0983	3,2354	2,6210
GETİRİSİ (%)	-1,06	-3,73	0,01	6,54



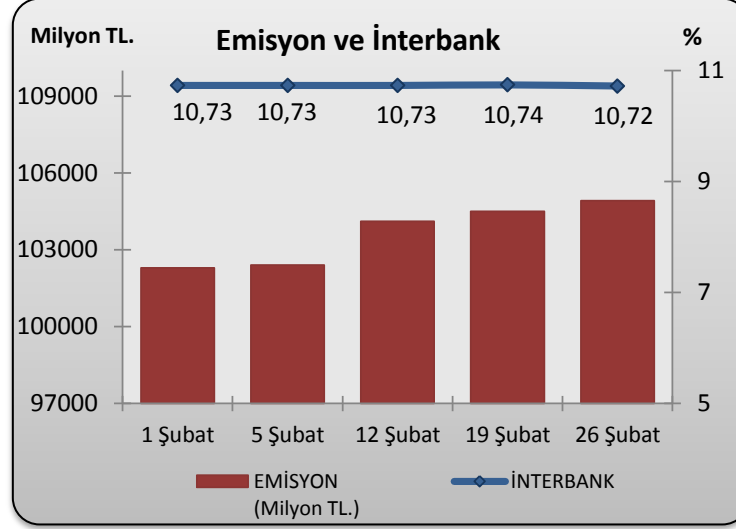
2- BİST

TARİH	İşlem Hacmi (Milyon TL.)	BİLEŞİK ENDEKS	MALİ	SANAYİ	HİZMET
1 Şubat	3.739	105.758	96.905	74.263	52.566
5 Şubat	4.158	107.067	97.627	74.824	53.731
12 Şubat	3.911	103.833	93.336	71.792	51.474
19 Şubat	3.667	104.176	94.790	73.868	54.239
26 Şubat	4.433	106.649	98.248	75.171	54.928
GETİRİSİ (%)	18,59	0,84	1,39	1,22	4,49



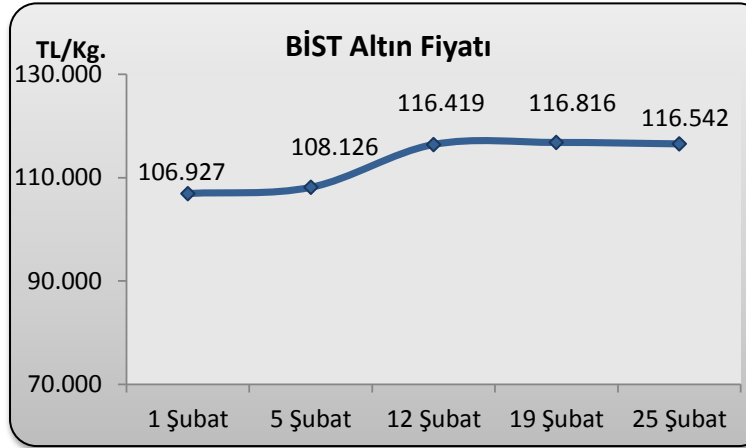
3- FAİZ (%)

TARİH	TRLİBOR (Gecelik)	İTERBANK
1 Şubat	11,02	10,73
5 Şubat	11,02	10,73
12 Şubat	11,02	10,73
19 Şubat	11,02	10,74
26 Şubat	11,02	10,72



4- ALTIN

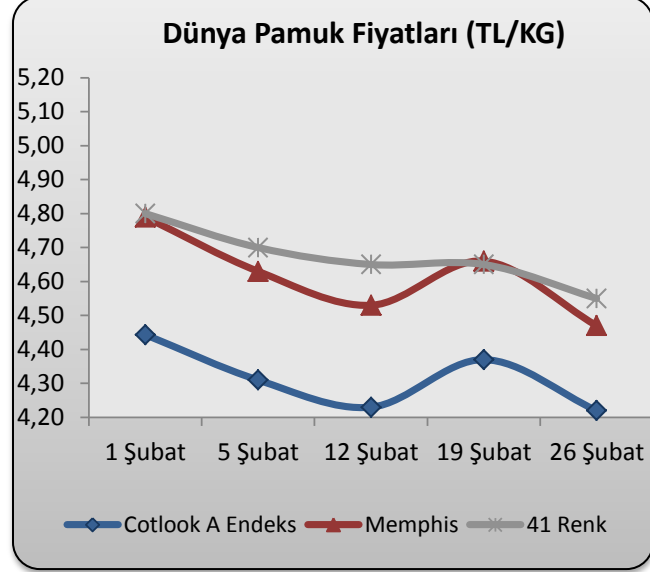
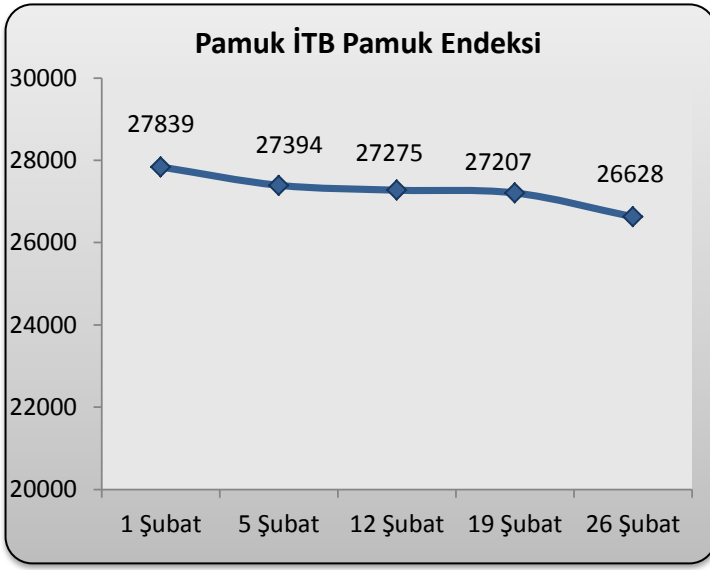
TARİH	BİST Altın Fiyatı (TL/Kg)	C. Altını (TL)
1 Şubat	106.927	700
5 Şubat	108.126	710
12 Şubat	116.419	755
19 Şubat	116.816	765
26 Şubat	116.542	760
GETİRİSİ (%)	8,99	8,57



5- İTB PAMUK PİYASASI

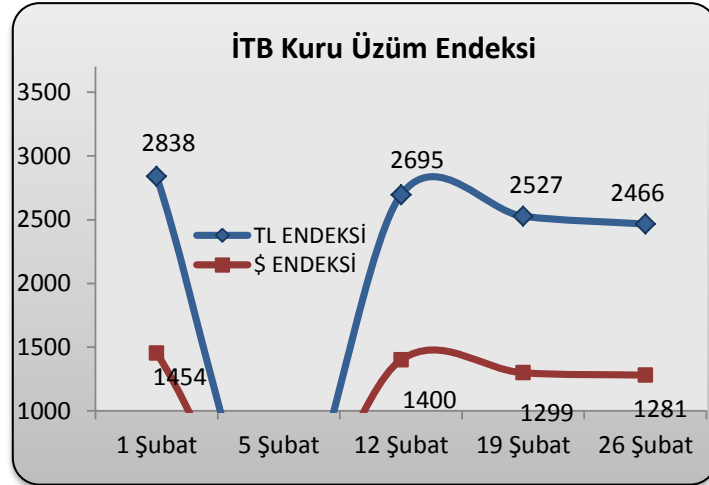
TARİH	FİYATLAR							
	31 Renk		41 Renk		32 Renk		42 Renk	
	En Az	En Çok	En Az	En Çok	En Az	En Çok	En Az	En Çok
1 Şubat	4,90*	4,95*	4,80*	4,85*	---	---	4,60*	4,70*
5 Şubat	4,80*	4,85*	4,70*	4,75*	---	---	4,55*	4,65*
12 Şubat	4,80*	4,85*	4,65*	4,75*	---	---	4,50*	4,60*
19 Şubat	4,75*	4,80*	4,65*	4,70*	---	---	4,50*	4,60*
26 Şubat	4,70*	4,75*	4,55*	4,65*	---	---	4,40*	4,50*

(*) İsmen (**) 1 Hafta, (***)10 Gün, (****)15 Gün



6- İTB ÜZÜM PİYASASI

TARİH	ÜZÜM FİYATLARI (TL/KG)	HP. FİYATLAR
1 Şubat	4,50-5,00	4,96
5 Şubat	---	5,00
12 Şubat	4,30-4,80	4,57
19 Şubat	4,05-4,60	---
26 Şubat	3,90-4,50	4,22



1000 TL ŞUBAT AYINDA NE OLDU?			
		% Değişim	TL
İMKB	↑	0,84	1.008
DOLAR	↓	-1,06	989
EURO	↑	0,01	1.000
TRLİBOR	↑	0,88	1.009
ALTIN	↑	8,99	1.090
PAMUK	↓	-5,21	948
ÜZÜM	↓	-14,92	851

