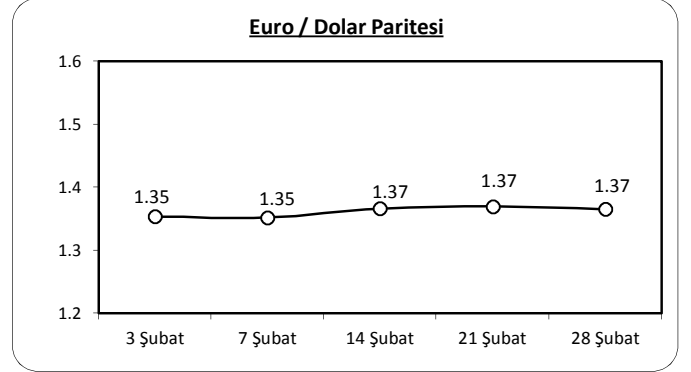


İZMİR TİCARET BORSASI

AYLIK FİNANS BÜLTENİ (ŞUBAT 2014)

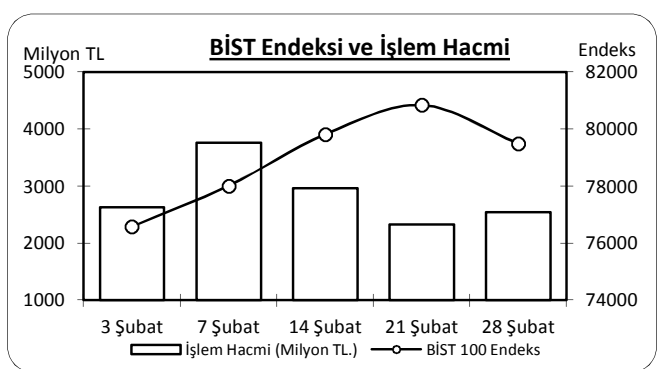
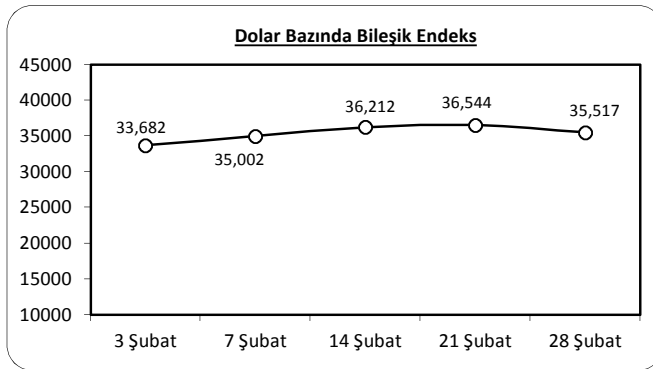
1- DÖVİZ (TL, TCMB Döviz Satış)

TARİH	DOLAR	STERLIN	EURO	YEN
3 Şubat	2.2737	3.7164	3.0782	2.2301
7 Şubat	2.2289	3.6350	3.0132	2.1790
14 Şubat	2.2042	3.6619	3.0116	2.1540
21 Şubat	2.2121	3.6756	3.0303	2.1536
28 Şubat	2.2382	3.7123	3.0563	2.1822
GETİRİSİ (%)	-1.56	-0.11	-0.71	-2.15



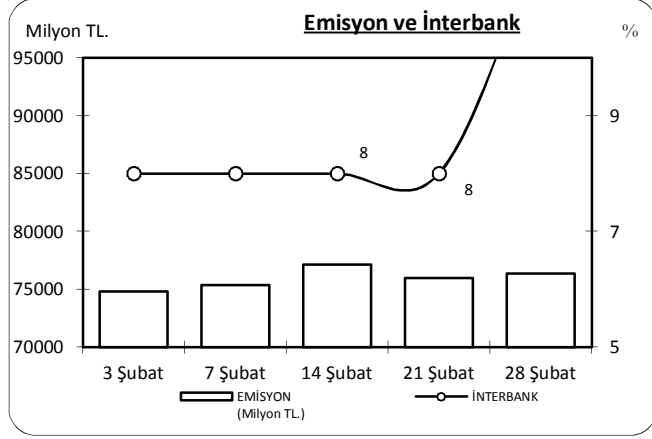
2- BİST

TARİH	İşlem Hacmi (Milyon TL.)	BİLEŞİK ENDEKS	MALİ	SANAYİ	HİZMET
3 Şubat	2,632	76,583	80,969	57,838	48,388
7 Şubat	3,758	78,015	85,536	59,957	49,861
14 Şubat	2,967	79,819	86,076	60,113	50,254
21 Şubat	2,332	80,839	84,442	59,392	50,171
28 Şubat	2,549	79,494	82,072	58,267	49,956
GETİRİSİ (%)	-3.13	3.80	1.36	0.74	3.24

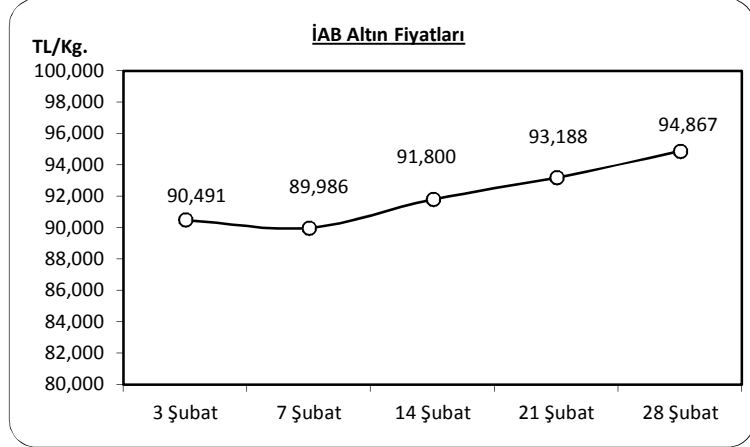


3- FAİZ (%)

TARİH	TRLİBOR (Gecelik)	İTERBANK
3 Şubat	10.25	8.00
7 Şubat	10.82	8.00
14 Şubat	11.28	8.00
21 Şubat	11.63	8.00
28 Şubat	11.69	11.95

**4- ALTIN**

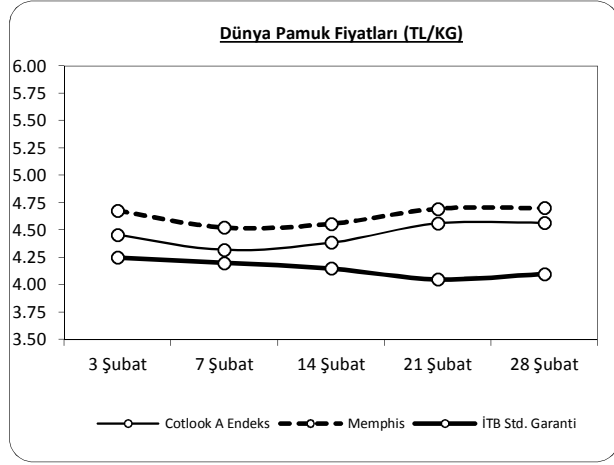
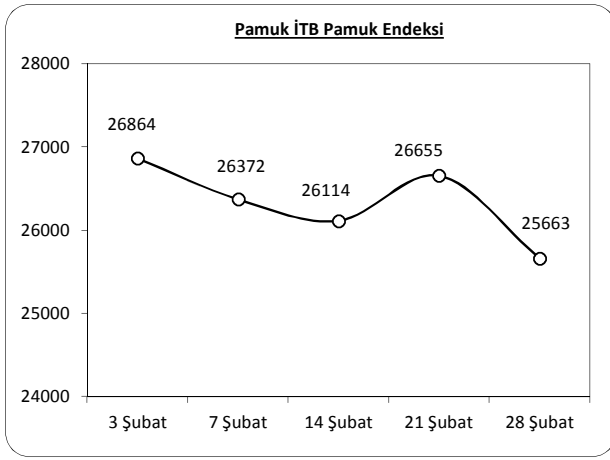
TARİH	İst. Altın Bors. (TL/Kg)	C. Altını (TL)
3 Şubat	90,491	624
7 Şubat	89,986	614
14 Şubat	91,800	630
21 Şubat	93,188	638
28 Şubat	94,867	645
GETİRİSİ (%)	4.84	3.37



5- İTB PAMUK PİYASASI

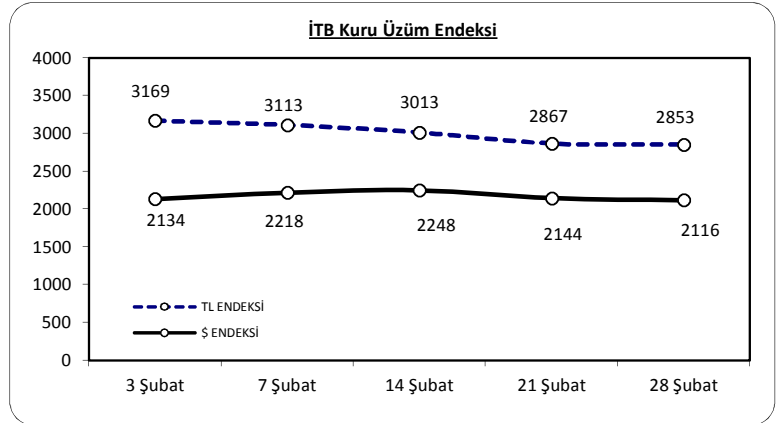
TARİH	FİYATLAR							
	STD. GARANTİ		BEYAZ STD. 1		BEYAZ STD. 2		BENEKLİ STD. 1	
	En Az	En Çok	En Az	En Çok	En Az	En Çok	En Az	En Çok
3 Şubat	4.70*	4.75*	4.60*	4.65*	---	---	---	---
7 Şubat	4.65*	4.70*	4.55*	4.60*	---	---	---	---
14 Şubat	4.60*	4.65*	4.50*	4.55*	---	---	---	---
21 Şubat	4.50*	4.55*	4.40*	4.45*	---	---	---	---
28 Şubat	4.50*	4.60*	4.45*****	---	---	---	---	---

(*) Muamelesiz, (**) 1 Hafta, (***) 14 Gün (****) Peşin (***** 10 Gün



6- İTB ÜZÜM PİYASASI

TARİH	ÜZÜM FİYATLARI (TL/KG)	HP. FİYATLAR
3 Şubat	4.70-5.05	4.90
7 Şubat	4.65-5.00	4.84
14 Şubat	4.50-4.90	4.82
21 Şubat	4.50-4.90	4.71
28 Şubat	4.45-4.85	4.56



1000 TL OCAK AYINDA NE OLDU?

		% Değişim	TL
İMKB	↑	3.80	1,038
DOLAR	↓	-1.56	984
EURO	↓	-0.71	993
TRLİBOR	↑	0.86	1,009
ALTIN	↑	4.84	1,048
PAMUK	↓	-3.53	965
ÜZÜM	↓	-6.94	931

1000 TL ARALIK AYINDA NE OLDU?