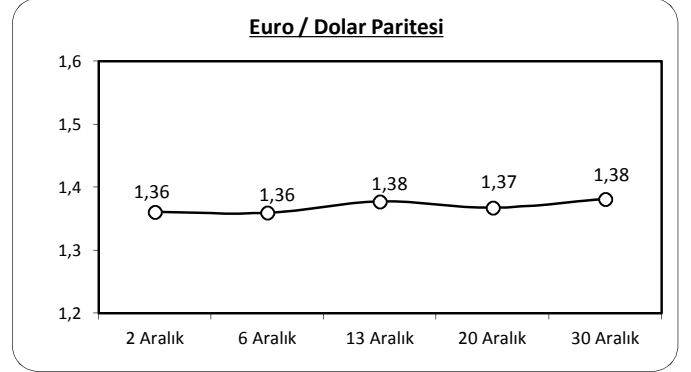


İZMİR TİCARET BORSASI

AYLIK FİNANS BÜLTENİ (ARALIK 2013)

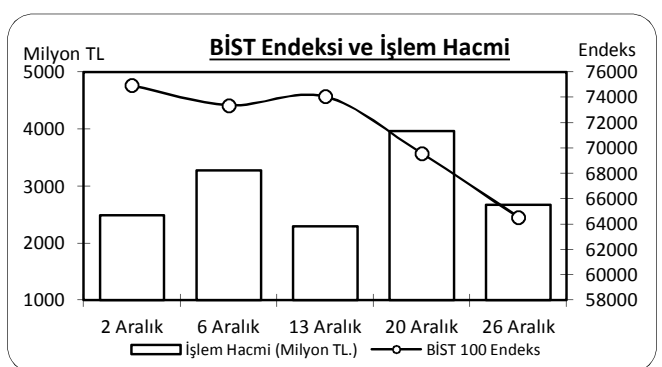
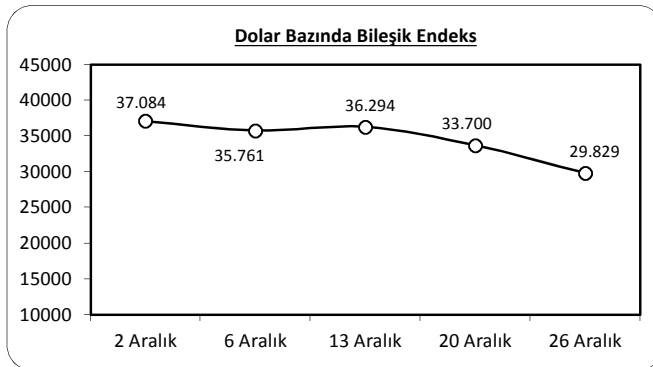
1- DÖVİZ (TL., TCMB Döviz Satış)

TARİH	DOLAR	STERLIN	EURO	YEN
2 Aralık	2,0211	3,3070	2,7504	1,9803
6 Aralık	2,0519	3,3619	2,7896	2,0153
13 Aralık	2,0407	3,3531	2,8115	1,9899
20 Aralık	2,0645	3,3862	2,8239	1,9884
30 Aralık	2,1642	3,5787	2,9897	2,0693
GETİRİSİ (%)	7,08	8,22	8,70	4,49



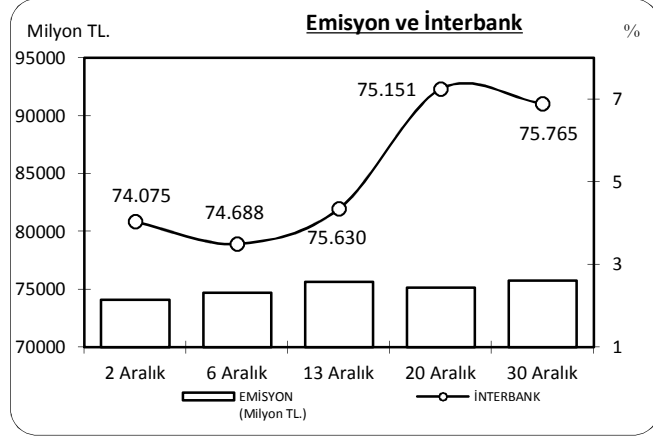
2- BİST

TARİH	İşlem Hacmi (Milyon TL.)	BİLEŞİK ENDEKS	MALİ	SANAYİ	HİZMET
2 Aralık	2.495	74.951	100.864	68.623	55.506
6 Aralık	3.276	73.378	99.242	67.185	53.874
13 Aralık	2.300	74.065	99.704	68.085	54.705
20 Aralık	3.965	69.573	93.531	63.644	51.857
30 Aralık	2.673	64.555	86.248	59.840	48.145
GETİRİSİ (%)	7,13	-13,87	-14,49	-12,80	-13,26

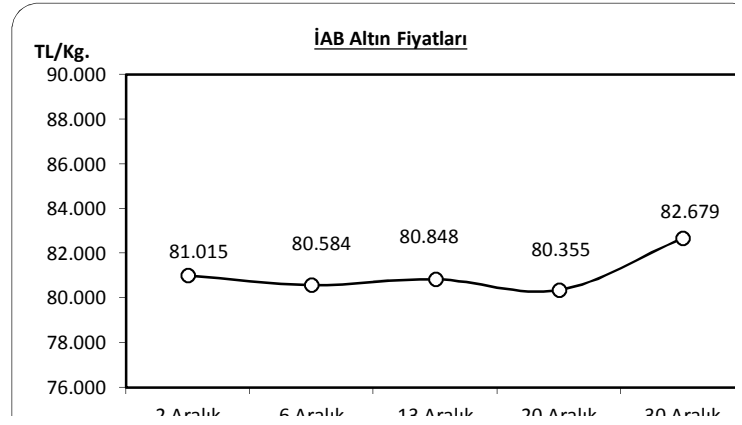


3- FAİZ (%)

TARİH	TRLİBOR (Gecelik)	İTERBANK
2 Aralık	7,68	4,04
6 Aralık	7,69	3,50
13 Aralık	7,83	4,35
20 Aralık	7,84	7,25
30 Aralık	7,86	6,89

**4- ALTIN**

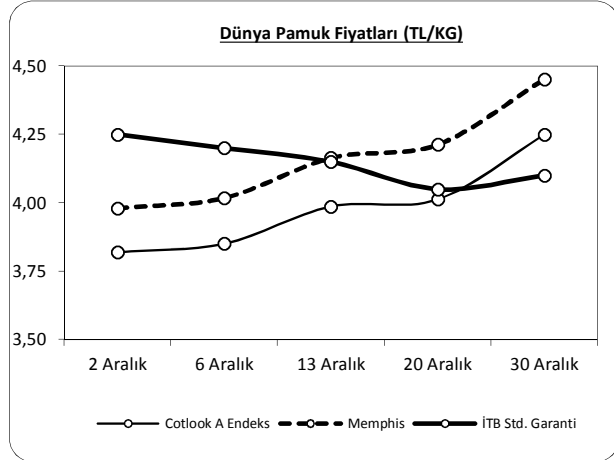
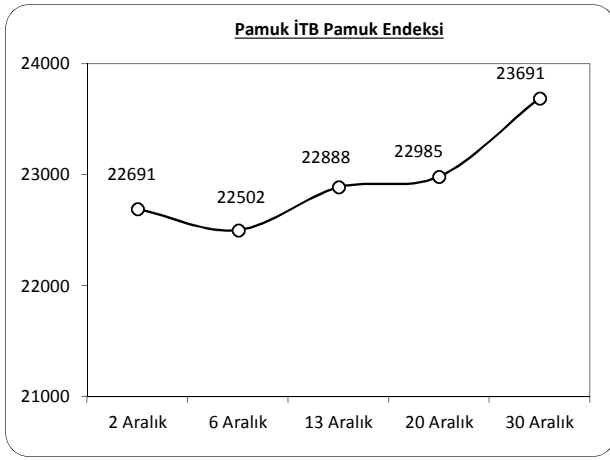
TARİH	İst. Altın Bors. (TL/Kg)	C. Altını (TL)
2 Aralık	81.015	580
6 Aralık	80.584	581
13 Aralık	80.848	580
20 Aralık	80.355	560
30 Aralık	82.679	581
GETİRİSİ (%)	2,05	0,17



5- İTB PAMUK PİYASASI

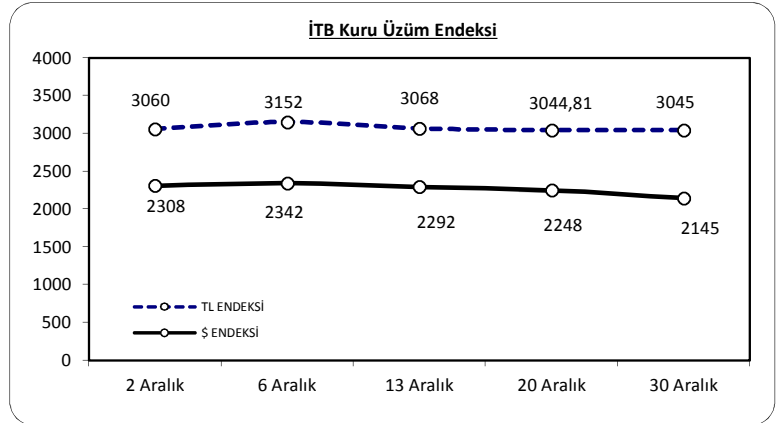
TARİH	FİYATLAR							
	STD. GARANTİ		BEYAZ STD. 1		BEYAZ STD. 2		BENEKLİ STD. 1	
	En Az	En Çok	En Az	En Çok	En Az	En Çok	En Az	En Çok
2 Aralık	4.00*	4.05*	3,90	3,95*	---	---	---	---
6 Aralık	3,95*	4.00 *	3.85 **	3,95*	---	---	---	---
13 Aralık	4.00 **	4.05*	3,90*	3,95*	---	---	---	---
20 Aralık	4.00 *	4.05*	3,95*	4.00 *	---	---	---	---
30 Aralık	4.15*	4.20*	4.10 *	4.15 *	---	---	---	---

(*) Muamelesiz, (**) 1 Hafta,



6- İTB ÜZÜM PİYASASI

TARİH	ÜZÜM FİYATLARI (TL/KG)	HP. FİYATLAR
2 Aralık	4.80-5.15	4,90
6 Aralık	4.70-5.10	4,93
13 Aralık	4.50-4.90	4,73
20 Aralık	4.50-4.85	4,75
30 Aralık	4.50-4.85	4,67



1000 TL ARALIK AYINDA NE OLDU?

		% Değişim	TL
İMKB	↓	-13,87	861
DOLAR	↑	7,08	1.071
EURO	↑	8,70	1.087
TRLİBOR	↑	0,66	1.007
ALTIN	↑	2,05	1.021
PAMUK	↓	-3,53	965
ÜZÜM	↓	-4,69	953

1000 TL ARALIK AYINDA NE OLDU?