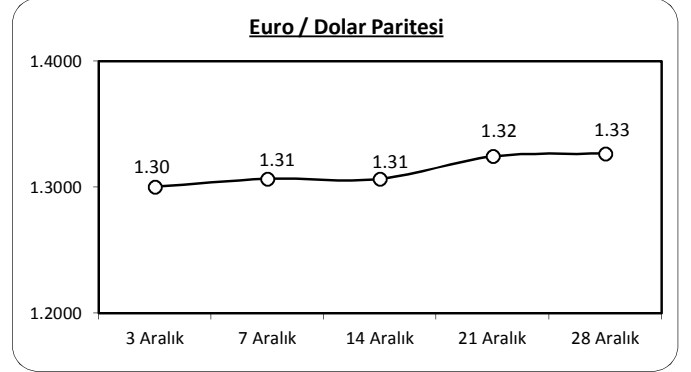


İZMİR TİCARET BORSASI

AYLIK BÜLTEN (ARALIK 2012)

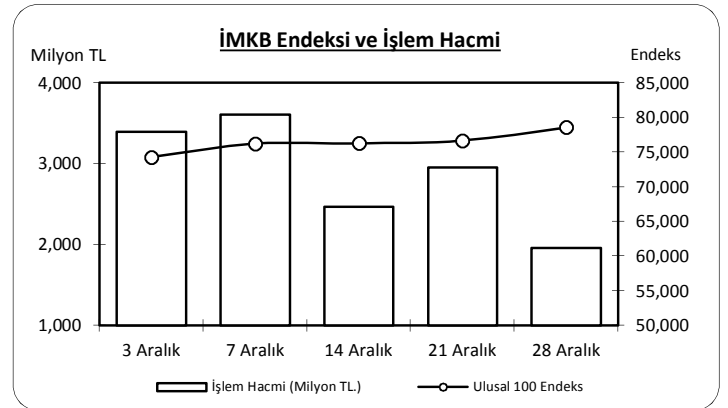
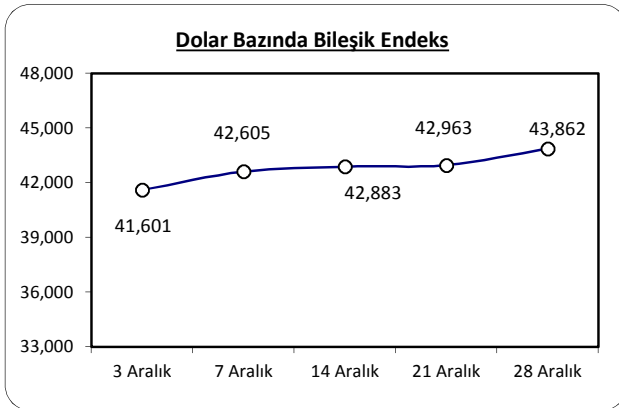
1- DÖVİZ (TL, TCMB Döviz Satış)

TARİH	DOLAR	STERLIN	EURO	YEN
3 Aralık	1.7860	2.8646	2.3225	2.1610
7 Aralık	1.7895	2.8825	2.3385	2.1717
14 Aralık	1.7791	2.8700	2.3247	2.1325
21 Aralık	1.7849	2.9033	2.3643	2.1333
28 Aralık	1.7915	2.8974	2.3771	2.0888
GETİRİSİ (%)	0.31	1.15	2.35	-3.34



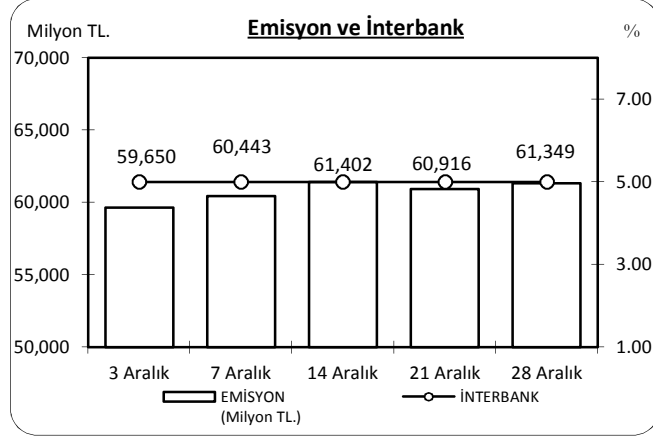
2- İMKB

TARİH	İşlem Hacmi (Milyon TL.)	BİLEŞİK ENDEKS	MALİ	SANAYİ	HİZMET
3 Aralık	3,395	74,299	108,246	62,085	46,854
7 Aralık	3,609	76,242	111,276	62,942	48,369
14 Aralık	2,468	76,293	111,581	63,161	47,789
21 Aralık	2,956	76,685	111,843	62,963	48,957
28 Aralık	1,958	78,579	114,748	64,578	49,669
GETİRİSİ (%)	-42.33	5.76	6.01	4.02	6.01

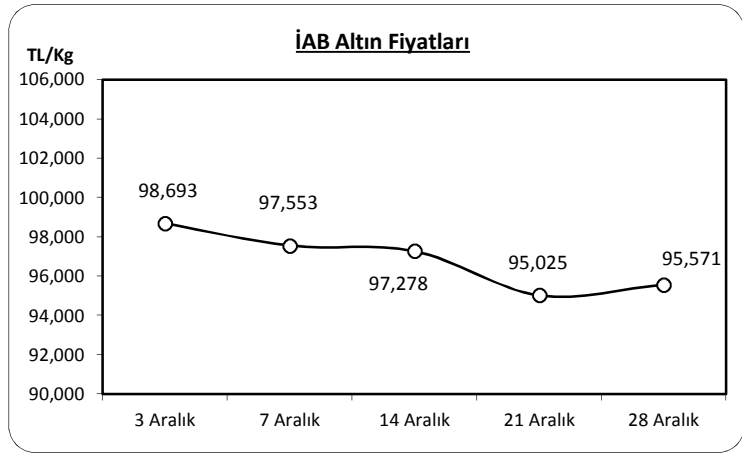


3- FAİZ (%)

TARİH	TRLİBOR (Gecelik)	İTERBANK
3 Aralık	5.39	5.00
7 Aralık	5.47	5.00
14 Aralık	5.33	5.00
21 Aralık	5.43	5.00
28 Aralık	5.48	5.00

**4- ALTIN**

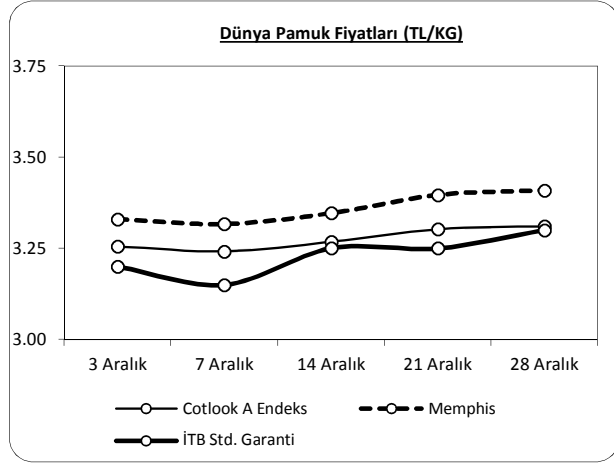
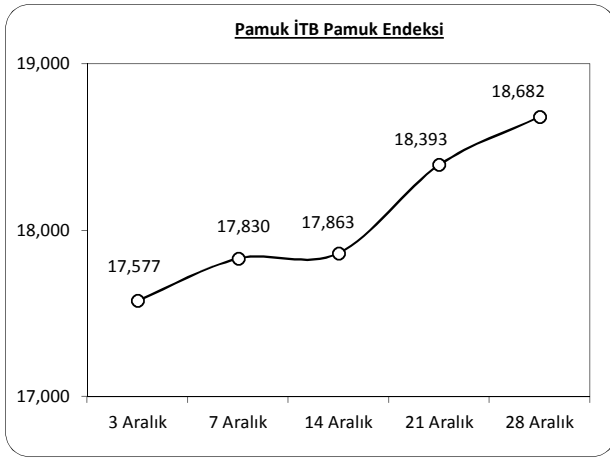
TARİH	İst. Altın Bors. (TL/Kg)	C. Altını (TL)
3 Aralık	98,693	677
7 Aralık	97,553	676
14 Aralık	97,278	671
21 Aralık	95,025	662
28 Aralık	95,571	666
GETİRİSİ (%)	-3.16	-1.62



5- İTB PAMUK PİYASASI

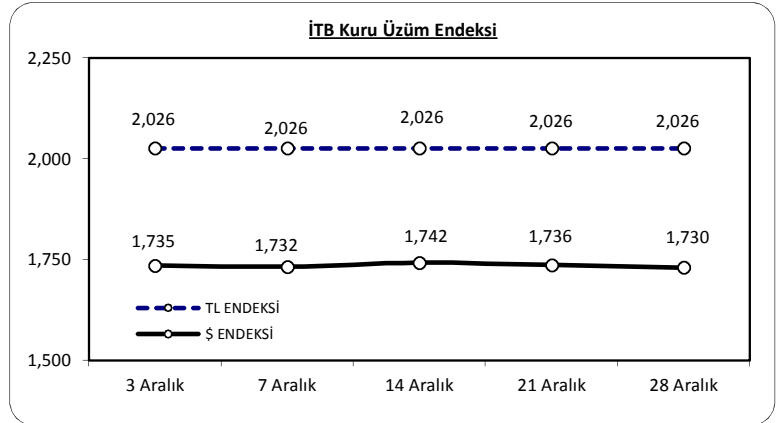
TARİH	FİYATLAR							
	STD. GARANTİ		BEYAZ STD. 1		BEYAZ STD. 2		BENEKLİ STD. 1	
	En Az	En Çok	En Az	En Çok	En Az	En Çok	En Az	En Çok
3 Aralık	3.10**	3.20*	3.00*	3.05*	---	---	---	---
7 Aralık	3.15	3.20*	3.05	3.10	2.85**	3.00*	2.85***	3.00*
14 Aralık	3.25*	---	3.10*	---	2.85*	3.00*	2.85*	3.00*
21 Aralık	3.25*	3.30*	3.10*	3.20*	2.90*	3.00*	2.90*	3.00*
28 Aralık	3.30*	3.35*	3.15*	3.25*	2.95*	3.05*	3.00*	3.10*

(*) Muamelesiz, (**) 15 Gün, (***) 1 Hafta



6- İTB ÜZÜM PİYASASI

TARİH	ÜZÜM FİYATLARI (TL/KG)	HP. FİYATLAR
3 Aralık	2.85-3.10	2.99
7 Aralık	2.85-3.10	2.98
14 Aralık	2.85-3.10	2.98
21 Aralık	2.85-3.10	3.05
28 Aralık	2.85-3.10	2.96



1000 TL ARALIK AYINDA NE OLDU?

		% Değişim	TL
İMKB	↑	5.76	1,058
DOLAR	↑	0.31	1,003
EURO	↑	2.35	1,024
TRLİBOR	↑	0.45	1,004
ALTIN	↓	-3.16	968
PAMUK	↑	3.12	1,031
ÜZÜM	↓	-1.00	990

1000 TL ARALIK AYINDA NE OLDU?