



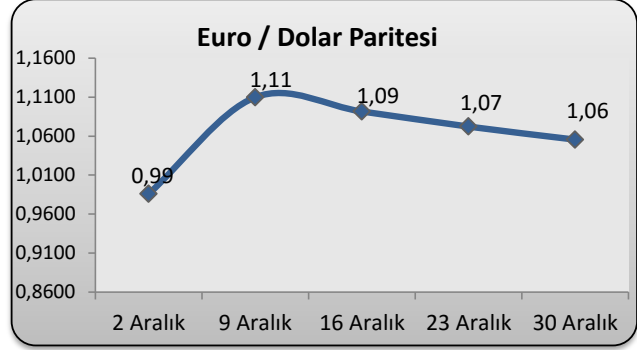
# İZMİR TİCARET BORSASI

## AYLIK FİNANS BÜLTENİ

### (ARALIK 2016)

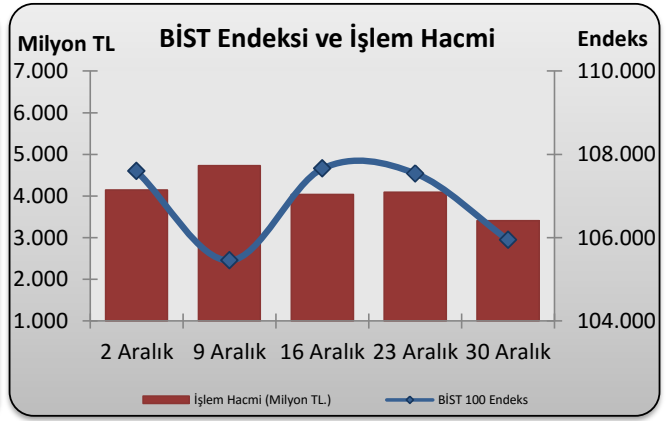
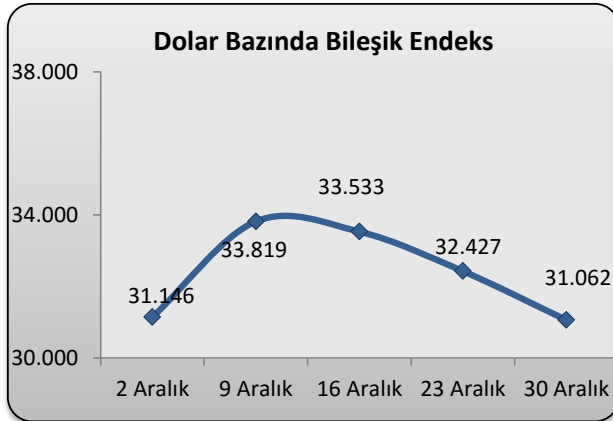
#### 1- DÖVİZ (TCMB Döviz Satış)

TARİH	DOLAR	STERLIN	EURO	YEN
2 Aralık	3,4546	3,7909	3,4055	2,9681
9 Aralık	3,1181	3,8651	3,4605	3,0374
16 Aralık	3,2105	3,9926	3,5046	3,0345
23 Aralık	3,3164	4,1407	3,5560	3,0486
30 Aralık	3,4108	4,2509	3,6002	3,0236
GETİRİSİ (%)	-1,27	12,13	5,72	1,87



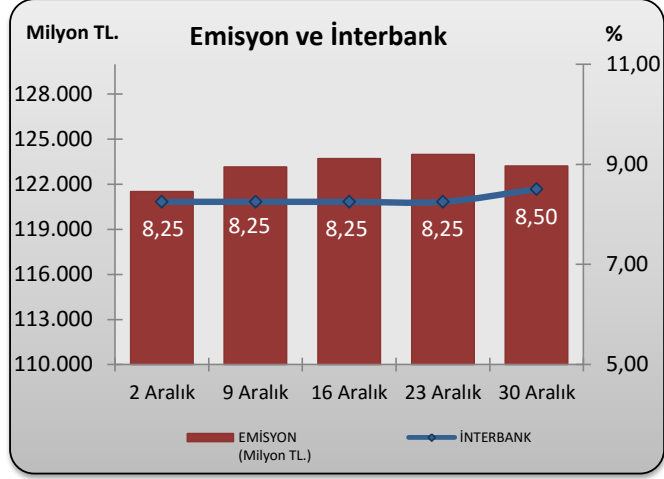
#### 2- BİST

TARİH	İşlem Hacmi (Milyon TL.)	BİLEŞİK ENDEKS	MALİ	SANAYİ	HİZMET
2 Aralık	4.148	107.596	104.733	79.430	49.912
9 Aralık	4.732	105.452	100.140	76.484	48.349
16 Aralık	4.041	107.657	100.543	78.410	48.996
23 Aralık	4.094	107.542	101.096	78.663	49.402
30 Aralık	3.405	105.946	98.580	78.337	48.595
GETİRİSİ (%)	-17,93	-1,53	-5,88	-1,38	-2,64



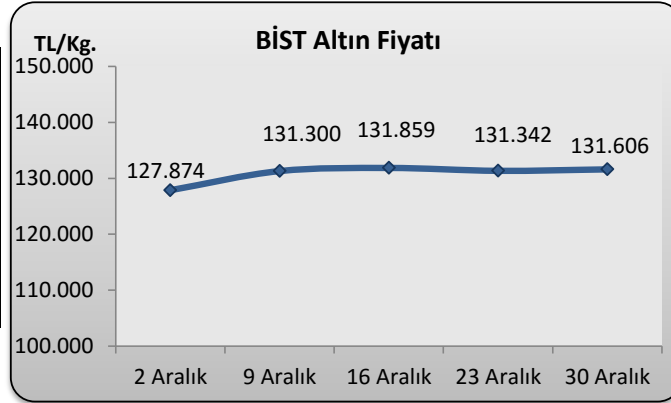
## 3- FAİZ (%)

TARİH	TRLİBOR (Gecelik)	İTERBANK
2 Aralık	8,20	8,25
9 Aralık	8,23	8,25
16 Aralık	8,25	8,25
23 Aralık	8,31	8,25
30 Aralık	8,61	8,50



## 4- ALTIN

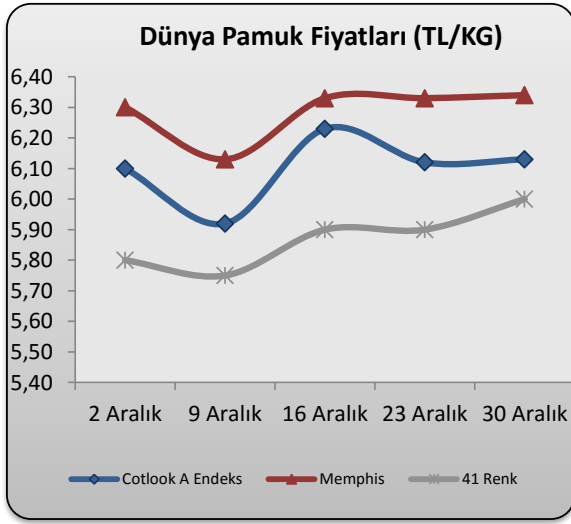
TARİH	BİST Altın Fiyatı (TL/Kg)	C. Altını (TL)
2 Aralık	127.874	905
9 Aralık	131.300	885
16 Aralık	131.859	870
23 Aralık	131.342	870
30 Aralık	131.606	890
GETİRİSİ (%)	2,92	-1,66



## 5- İTB PAMUK PİYASASI

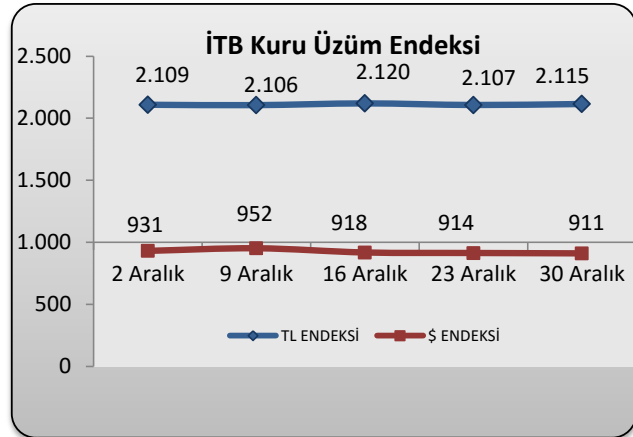
TARİH	FİYATLAR							
	31 Renk		41 Renk		32 Renk		42 Renk	
	En Az	En Çok	En Az	En Çok	En Az	En Çok	En Az	En Çok
2 Aralık	5,90*	---	5,80*	5,85*	---	---	---	---
9 Aralık	5,80*	5,85*	5,75*	5,80*	---	---	---	---
16 Aralık	6,00*	---	5,90*	---	---	---	---	---
23 Aralık	5,95**	---	5,90****	--	---	---	---	---
30 Aralık	---	6,10*	---	6,00*	---	5,85*	---	5,85*

(\*) İsmen (\*\*) 1 Hafta, (\*\*\*)10 Gün, (\*\*\*\*)12 Gün



## 6- İTB ÜZÜM PİYASASI

TARİH	ÜZÜM FİYATLARI (TL/KG)	HP. FİYATLAR
2 Aralık	3,30-3,40	3,49
9 Aralık	3,30-3,40	3,45
16 Aralık	3,30-3,40	3,50
23 Aralık	3,30-3,40	3,52
30 Aralık	3,30-3,40	3,47



1000 TL ARALIK AYINDA NE OLDU?			
		% Değişim	TL
İMKB	↓	-1,53	985
DOLAR	↓	-1,27	987
EURO	↑	5,72	1.057
TRLİBOR	↑	0,73	1.007
ALTIN	↑	2,92	1.029
PAMUK	↑	3,45	1.034
ÜZÜM	↓	-0,57	994

