

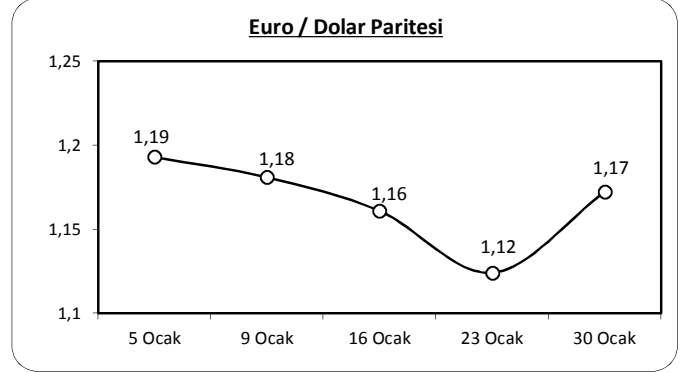
İZMİR TİCARET BORSASI

AYLIK FİNANS BÜLTENİ

(OCAK 2015)

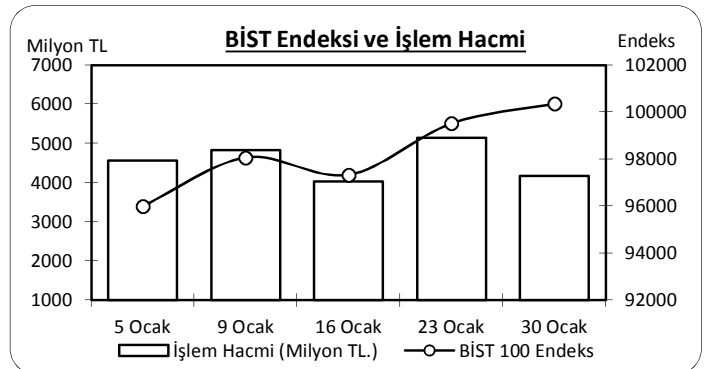
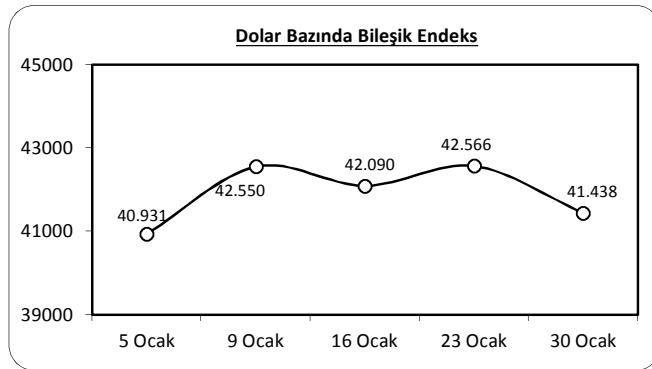
1- DÖVİZ (TL., TCMB Döviz Satış)

TARİH	DOLAR	STERLIN	EURO	YEN
5 Ocak	2,3453	3,5878	2,7981	1,9544
9 Ocak	2,3047	3,4930	2,7218	1,9364
16 Ocak	2,3125	3,5210	2,6847	1,9885
23 Ocak	2,3379	3,5077	2,6281	1,9821
30 Ocak	2,4219	3,6564	2,8390	1,9377
GETİRİSİ (%)	3,27	1,91	1,46	-0,85



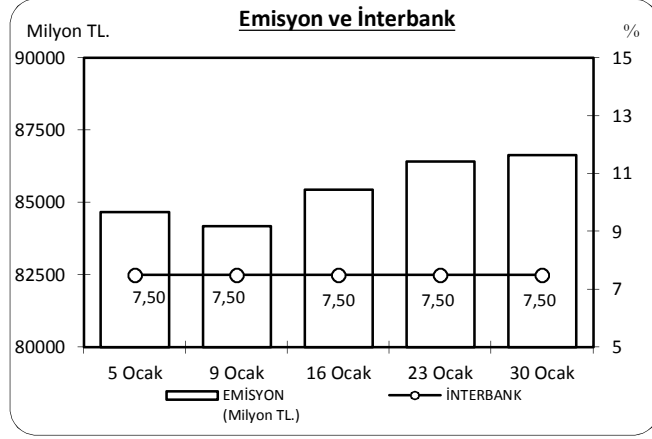
2- BİST

TARİH	İşlem Hacmi (Milyon TL.)	BİLEŞİK ENDEKS	MALİ	SANAYİ	HİZMET
5 Ocak	4.563	95.995	115.801	79.321	63.312
9 Ocak	4.824	98.065	118.029	80.588	63.318
16 Ocak	4.027	97.334	119.027	78.637	63.021
23 Ocak	5.149	99.516	125.269	81.104	63.171
30 Ocak	4.175	100.359	121.802	79.953	61.751
GETİRİSİ (%)	-8,50	4,55	5,18	0,80	-2,47

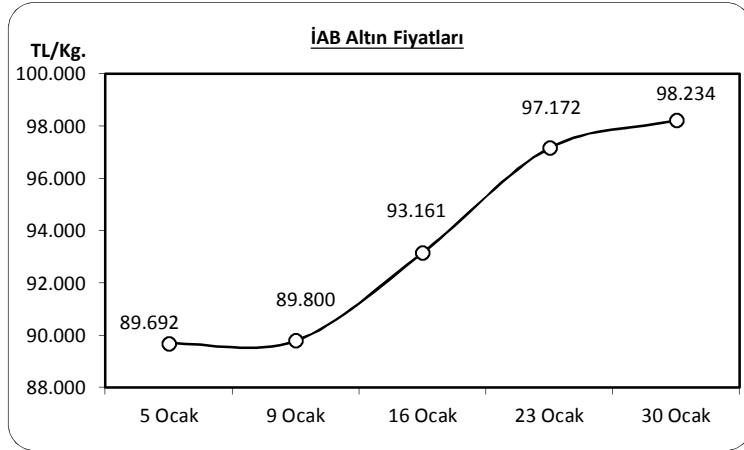


3- FAİZ (%)

TARİH	TRLİBOR (Gecelik)	İTERBANK
5 Ocak	11,01	7,50
9 Ocak	10,76	7,50
16 Ocak	10,59	7,50
23 Ocak	10,45	7,50
30 Ocak	10,60	7,50

**4- ALTIN**

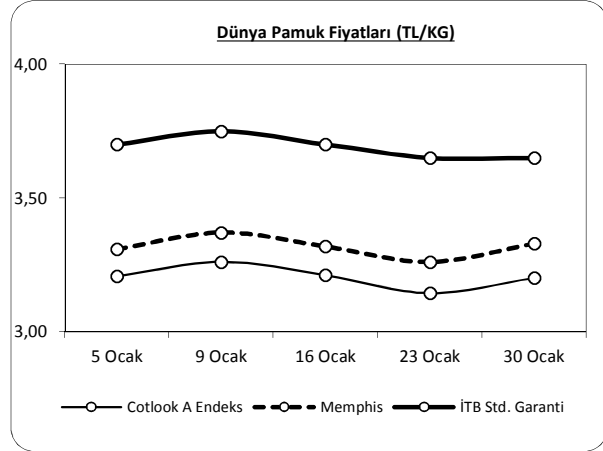
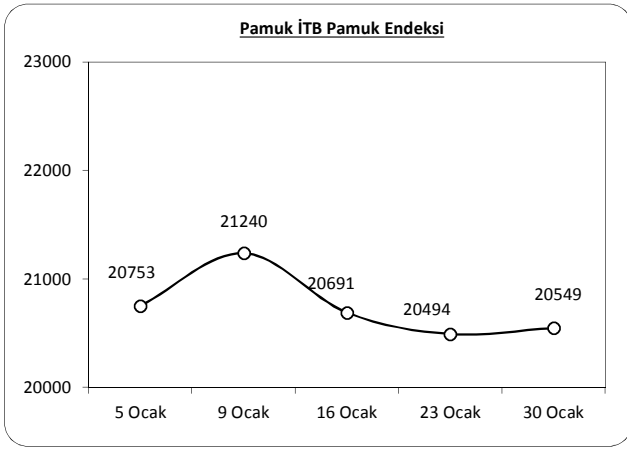
TARİH	İst. Altın Bors. (TL/Kg)	C. Altını (TL)
5 Ocak	89.692	610
9 Ocak	89.800	603
16 Ocak	93.161	640
23 Ocak	97.172	645
30 Ocak	98.234	660
GETİRİSİ (%)	9,52	8,20



5- İTB PAMUK PİYASASI

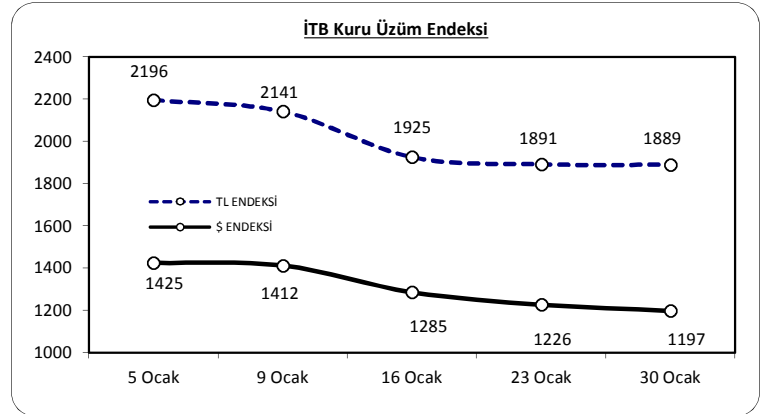
TARİH	FİYATLAR							
	STD. GARANTİ		BEYAZ STD. 1		BEYAZ STD. 2		BENEKLİ STD. 1	
	En Az	En Çok	En Az	En Çok	En Az	En Çok	En Az	En Çok
5 Ocak	3,70*	3,70*	3,60*	3,65	---	---	3,40*	3,50*
9 Ocak	3,75*	3,80*	3,65*	3,70*	---	---	3,40*	3,50*
16 Ocak	3,70*	3,75*	3,60*	3,65*	---	---	3,40*	3,50*
23 Ocak	3,65*	3,70*	3,50	3,60*	---	---	3,30*	3,40*
30 Ocak	3,65*	3,70*	3,5**	3,60*	---	---	3,35*	3,45*

(*) Muamelesiz, (**) 1 Hafta



6- İTB ÜZÜM PİYASASI

TARİH	ÜZÜM FİYATLARI (TL/KG)	HP. FİYATLAR
5 Ocak	2,80-3,85	3,04
9 Ocak	2,85-3,85	3,07
16 Ocak	2,90-3,90	3,23
23 Ocak	2,90-3,80	3,20
30 Ocak	2,90-3,80	3,14



1000 TL OCAK AYINDA NE OLDU?

		% Değişim	TL
İMKB	↑	4,55	1.045
DOLAR	↑	3,27	1.033
EURO	↑	1,46	1.015
TRLİBOR	↑	0,88	1.009
ALTIN	↑	9,52	1.095
PAMUK	↓	-1,35	986
ÜZÜM	↑	3,29	1.033

1000 TL OCAK AYINDA NE OLDU?